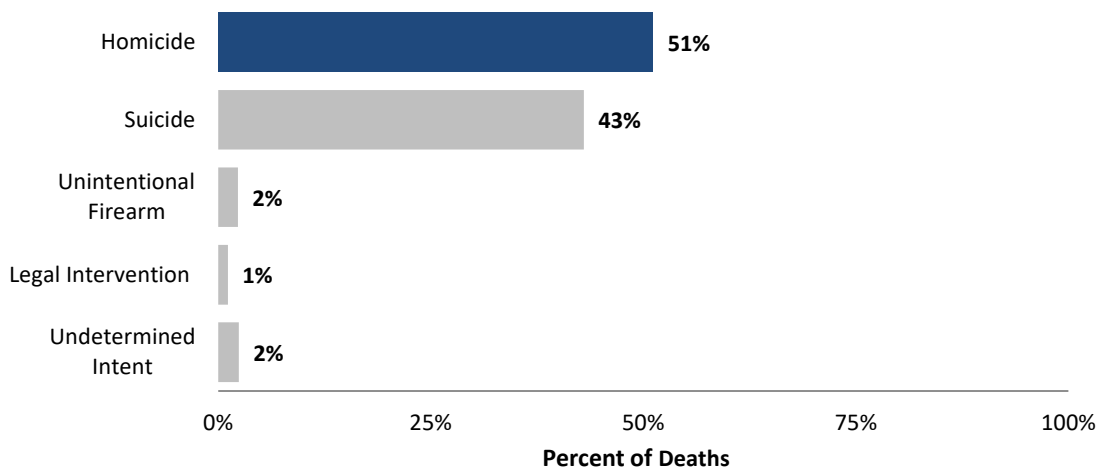


# NC Violent Death Reporting System

## YOUTH HOMICIDE IN NORTH CAROLINA: 2012-2021

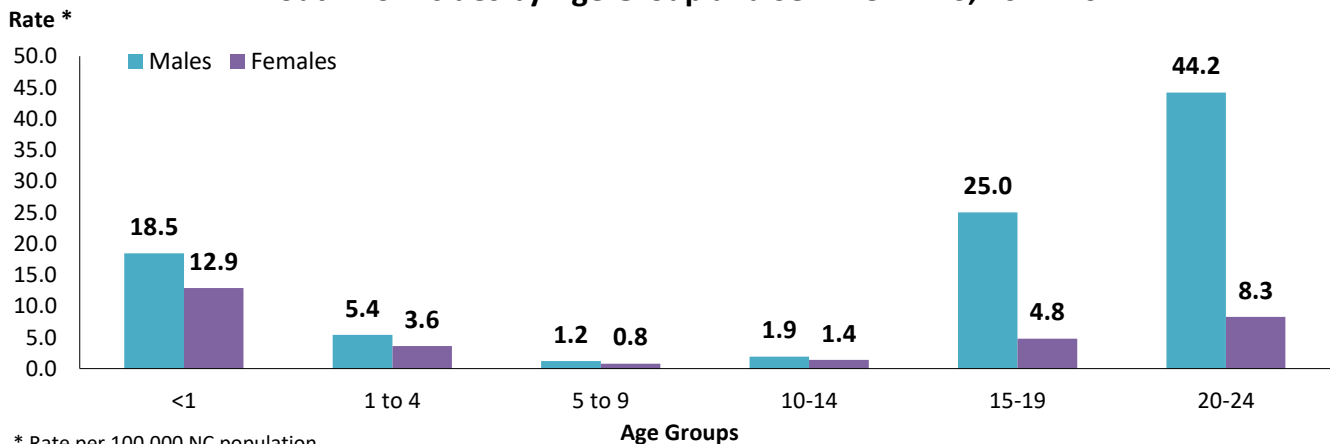
The North Carolina Violent Death Reporting System (NC-VDRS) is a CDC-funded statewide surveillance system that collects detailed information on violent deaths that occur in North Carolina including: homicide, suicide, unintentional firearm deaths, legal intervention, and deaths of undetermined intent. NC-VDRS triangulates information from death certificates, medical examiner reports, and law enforcement reports to understand and aid in the prevention of violent deaths. For more information, please visit <https://www.injuryfreenc.ncdhhs.gov/About/ncVDRS.htm>.

### Manner of Death among Youth (Ages 0-24): NC-VDRS, 2012-2021



• Of the 6,843 violent deaths in North Carolina among youth aged 0-24, there were 3,499 homicides (51.1%).

### Youth Homicides by Age Group and Sex: NC-VDRS, 2012-2021

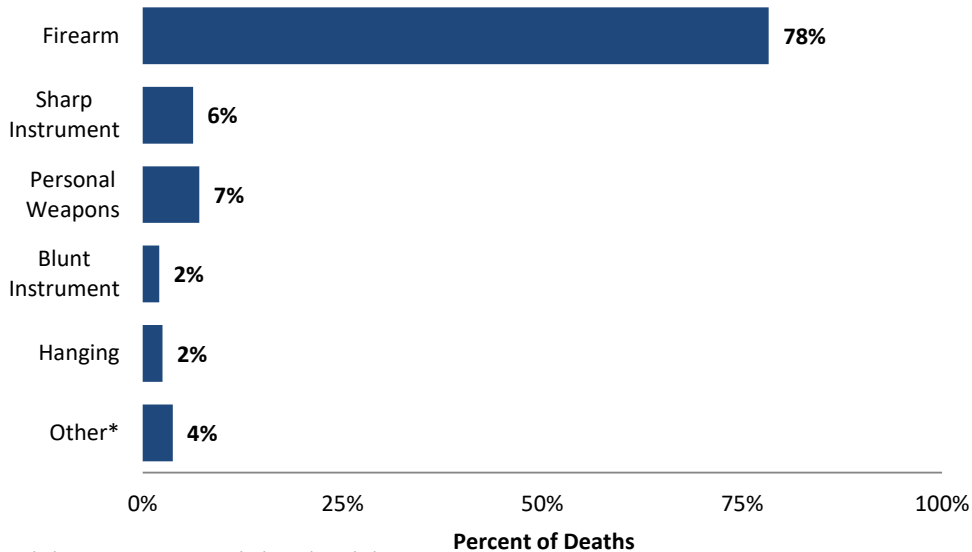


\* Rate per 100,000 NC population

• For every age group, there were more youth homicides among males than females. Homicides among males and females both peaked among those aged 20-24, with a rate of 44.2 and 8.3 per 100,000 respectively. The rate of homicides was approximately 4.0 times greater for males than females overall, and the rate for 15- to 24-year-olds was 5.3 times greater for males than females.

• Youth homicide patterns differed by race. Although non-Hispanic (NH) whites composed more than half (56.5%) of the total population, they accounted for 19.6% of youth homicides, while NH Black homicide victims accounted for 24.4% of the total population but, 67.1% of youth homicides. The rate of homicides for NH Blacks victims was 30.7 per 100,000 population, compared to a rate of 26.7, 7.2, and 3.9 per 100,000 population for NH American Indians, Hispanics, and NH whites respectively.

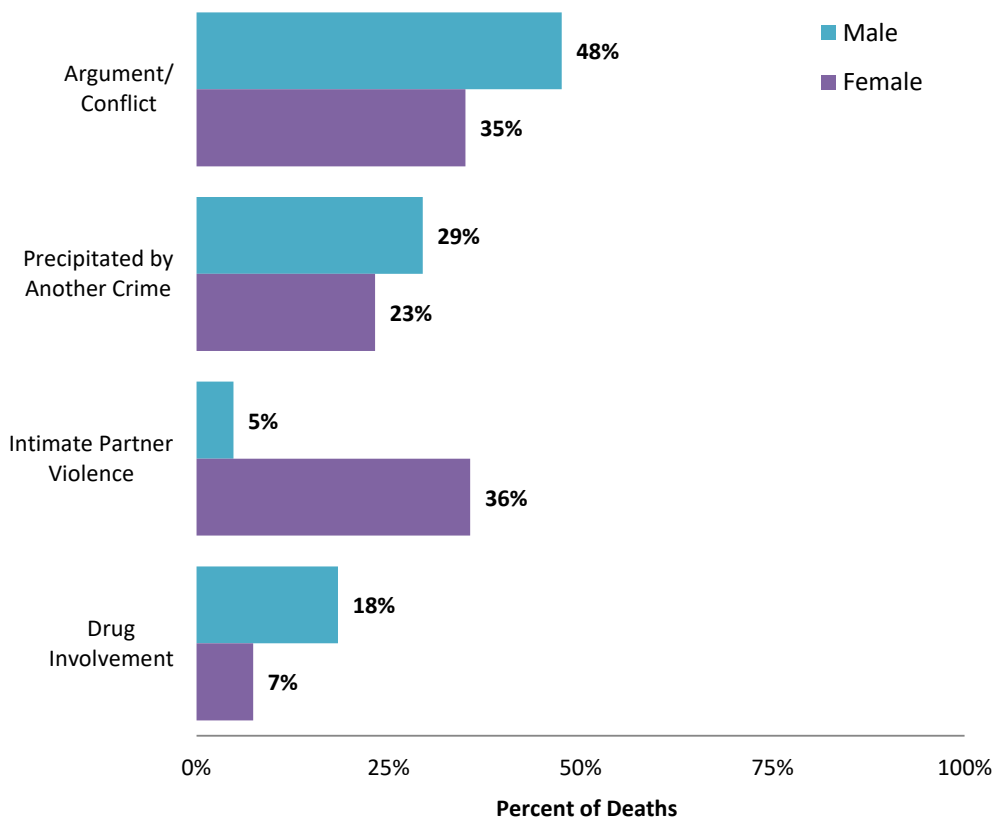
## Method of Youth Homicide: NC-VDRS, 2012-2021



- Firearms were used in 78.3% of youth homicides, while sharp instruments were used in 6.3% of all homicides.
- Personal weapons (fists, feet, and hands) were used in 7.1% of youth homicides. Of the remaining methods used in homicides (15%), each method was used in 3.8% of homicides or less.

\*Other includes poisoning, motor vehicle, violent shaking, drowning, fire/burns, intentional neglect, unknown method, and other causes of death.

## Circumstances of Homicides: NC-VDRS, 2012-2021



- Argument, abuse or conflict unrelated to intimate partner violence (IPV) was noted as a contributing factor in 48.0% of youth homicides with reported circumstances.
- Of youth homicides, 28.2% were precipitated by another crime, such as robbery, burglary or drug trafficking.
- IPV was indicated as a contributing factor in 11.0% of homicides overall, 4.8% of male homicides, and 35.6% of female homicides.
- Drug involvement was identified as a contributing factor in 16.2% of all youth homicides, 18.4% of male youth homicides and 7.4% of female youth homicides.

\* 90.1% of cases had circumstance information. Thirty-four females and 313 males were missing circumstance information.


The North Carolina Violent Death Reporting System is supported by Cooperative Agreement 5 NU17CE924955-02-00 from the Centers for Disease Control and Prevention (CDC).

NC Division of Public Health / [www.publichealth.nc.gov](http://www.publichealth.nc.gov) / Injury Epidemiology & Surveillance Unit/ 919-707-5425  
NC Violent Death Reporting System / 919-707-5432

State of North Carolina / Department of Health and Human Services / [www.ncdhhs.gov](http://www.ncdhhs.gov)  
NCDHHS is an equal opportunity employer and provider.  
2021 FINAL DATA 8/14/2023

Please see the NC-VDRS 2021 Annual Report for additional data and technical information:

<https://www.injuryfreenc.ncdhhs.gov/DataSurveillance/ViolentDeathData.htm>



NC DEPARTMENT OF  
**HEALTH AND  
HUMAN SERVICES**  
Division of Public Health

**NORTH CAROLINA VIOLENT DEATH  
REPORTING SYSTEM**