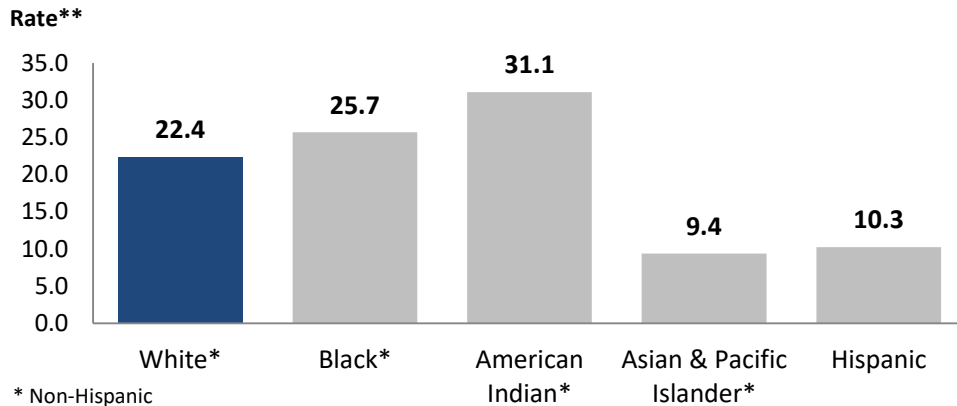


# NC Violent Death Reporting System

## VIOLENT DEATHS AMONG NON-HISPANIC WHITE RESIDENTS IN NORTH CAROLINA: 2012-2021

The North Carolina Violent Death Reporting System (NC-VDRS) is a CDC-funded statewide surveillance system that collects detailed information on violent deaths that occur in North Carolina including: homicide, suicide, unintentional firearm deaths, legal intervention, and deaths of undetermined intent. NC-VDRS triangulates information from death certificates, medical examiner reports, and law enforcement reports to understand and aid in the prevention of violent deaths. For more information, please visit <https://www.injuryfreenc.ncdhhs.gov/About/ncVDRS.htm>.

### Violent Death Rate by Race/Ethnicity: NC-VDRS, 2012-2021

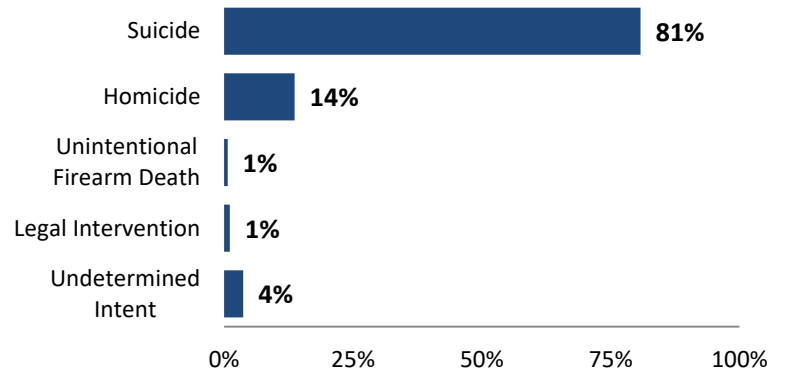


\* Non-Hispanic  
 \*\* Rate per 100,000 population

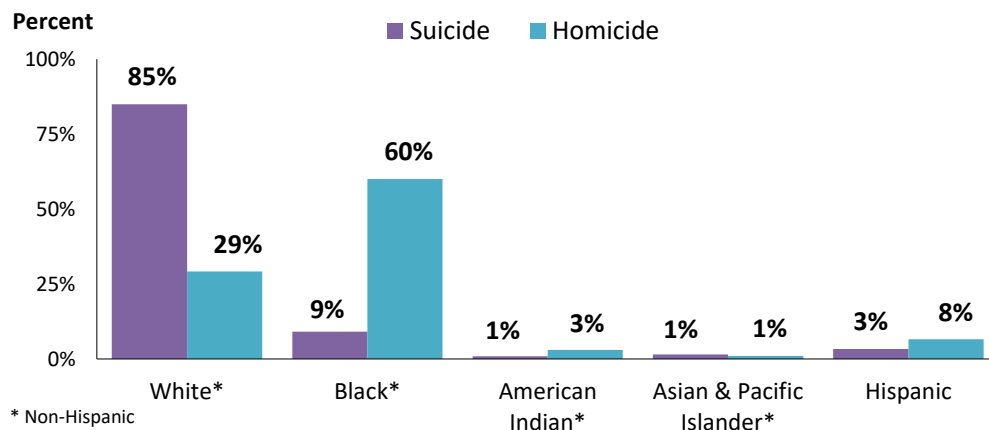
- For the year 2021, there were 6,544,996 non-Hispanic (NH) white residents living in North Carolina, accounting for 61.9% of the state's population.
- NH white victims had the third highest rate of violent death by race in North Carolina (22.4 per 100,000 population) from 2012 to 2021.

- From 2012 to 2021, 14,463 NH white residents in North Carolina died by violence.
- There were 1,978 homicides (13.7%), 11,685 suicides (80.8%), 100 unintentional firearm deaths (0.7%), 162 deaths due to legal interventions (1.1%), and 538 deaths of undetermined intent (3.7%) among NH white residents
- Male NH White residents were more likely to die by violence than females from 2012 to 2021 (74.2% versus 25.8%).

### Manner of Death Among NH White Victims: NC-VDRS 2012-2021



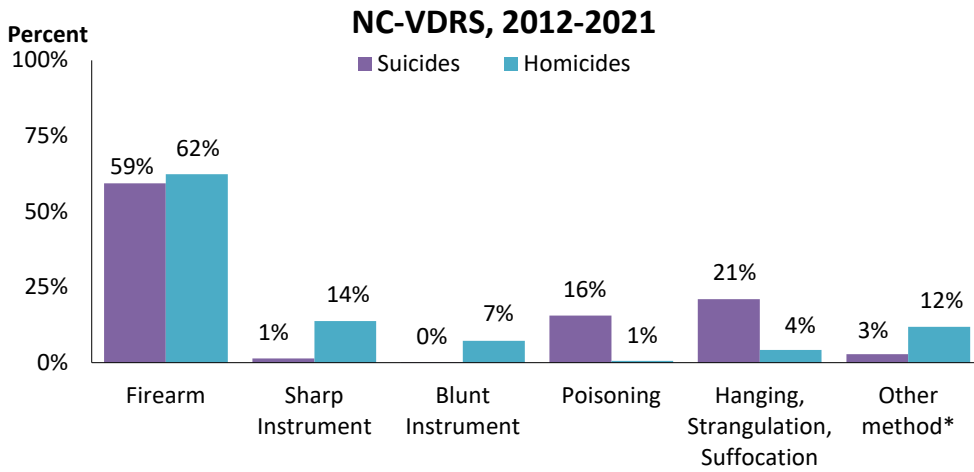
### Manner of Death by Race/Ethnicity: NC-VDRS, 2012-2021



\* Non-Hispanic

- NH white victims accounted for 29.2% of all homicides and 84.9% of all suicides, across all racial groups in North Carolina from 2012 to 2021.
- In contrast, NH Black victims accounted for 60.0% of all homicides and 9.1% of all suicides, across all racial groups in North Carolina from 2012 to 2021.

## Method of Death Among NH White Victims:



- The majority of homicides (62.3%) and suicides (59.3%) among NH white victims involved firearms.

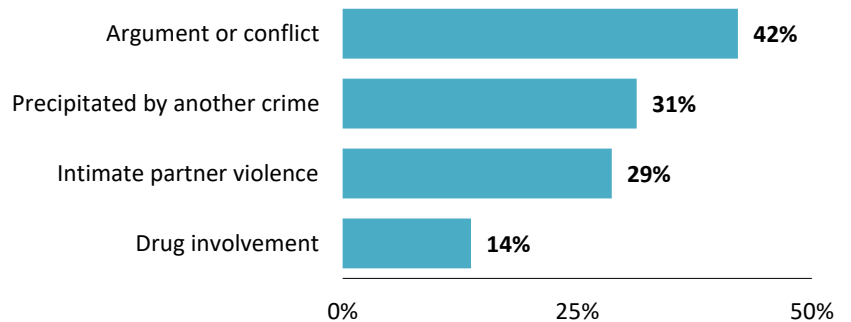
- The second most common method of homicide was sharp instruments (13.8%).

- The second most common method of suicide was hanging, strangulation or suffocation (21.0%).

\*Other includes fire/burns, falls, intentional neglect, personal weapons and other methods.

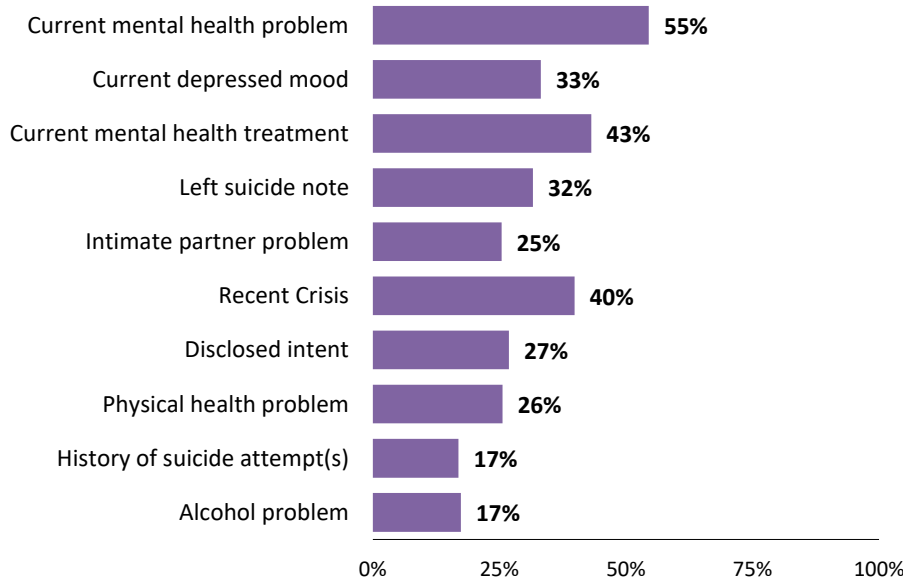
- Of all homicides among NH white victims with known circumstance information, over two-fifths (42.1%) involved an argument or conflict.
- Another serious crime (e.g., robbery, burglary) precipitated 31.3% of homicides among NH white victims.
- Of these homicides, 28.7% involved intimate partner violence.

## Homicide Circumstances\* Among NH White Victims: NC-VDRS, 2012-2021



\* Ninety-four percent (94.2%) of homicide cases had circumstance information.

## Suicide Circumstances\* Among NH White Victims: NC-VDRS, 2012-2021



\* Ninety-six percent (96.2%) of suicide cases had circumstance information.

- Among NH white suicide victims with known circumstance information, 54.5% were characterized as having a current mental health problem and 33.2% were characterized as being depressed at the time of suicide.

- More than one-third (39.8%) of NH white suicide victims experienced a recent crisis.

- Thirty-two percent (31.6%) of NH white suicide victims left a suicide note and 26.9% disclosed their intent to complete suicide.

- One-quarter (25.4%) of NH white suicide victims experienced a recent problem with an intimate partner.


The North Carolina Violent Death Reporting System is supported by Cooperative Agreement 5NU17/CE002613-05-00 from the Centers for Disease Control and Prevention (CDC).

NC Division of Public Health / [www.publichealth.nc.gov](http://www.publichealth.nc.gov) / Injury Epidemiology & Surveillance Unit/ 919-707-5425  
NC Violent Death Reporting System / 919-707-5432

State of North Carolina / Department of Health and Human Services / [www.ncdhhs.gov](http://www.ncdhhs.gov)  
NCDHHS is an equal opportunity employer and provider.  
2021 FINAL DATA 8/14/2024

Please see the NC-VDRS 2021 Annual Report for additional data and technical information:

<https://www.injuryfreenc.ncdhhs.gov/DataSurveillance/ViolentDeathData.htm>



NC DEPARTMENT OF  
**HEALTH AND  
HUMAN SERVICES**  
Division of Public Health

**NORTH CAROLINA VIOLENT DEATH  
REPORTING SYSTEM**