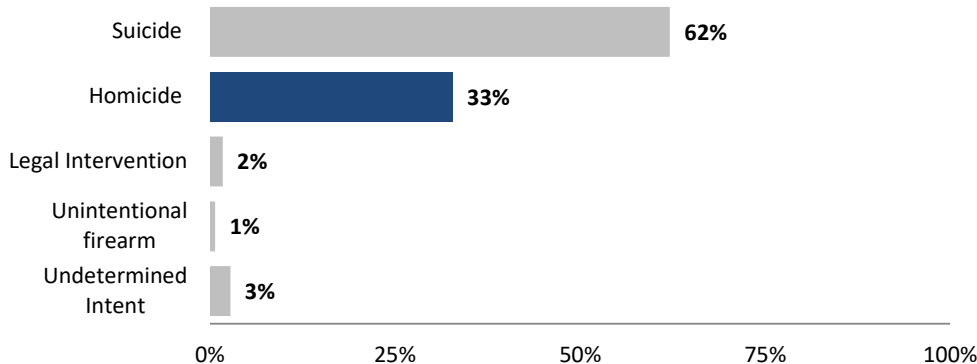


NC Violent Death Reporting System

HOMICIDE IN NORTH CAROLINA, 2019

The North Carolina Violent Death Reporting System (NC-VDRS) is a CDC-funded statewide surveillance system that collects detailed information on violent deaths that occur in North Carolina including: homicide, suicide, unintentional firearm deaths, legal intervention, and deaths of undetermined intent. NC-VDRS triangulates information from death certificates, medical examiner reports, and law enforcement reports to understand and aid in the prevention of violent deaths. For more information, please visit <https://www.injuryfreenc.ncdhhs.gov/About/ncVDRS.htm>.

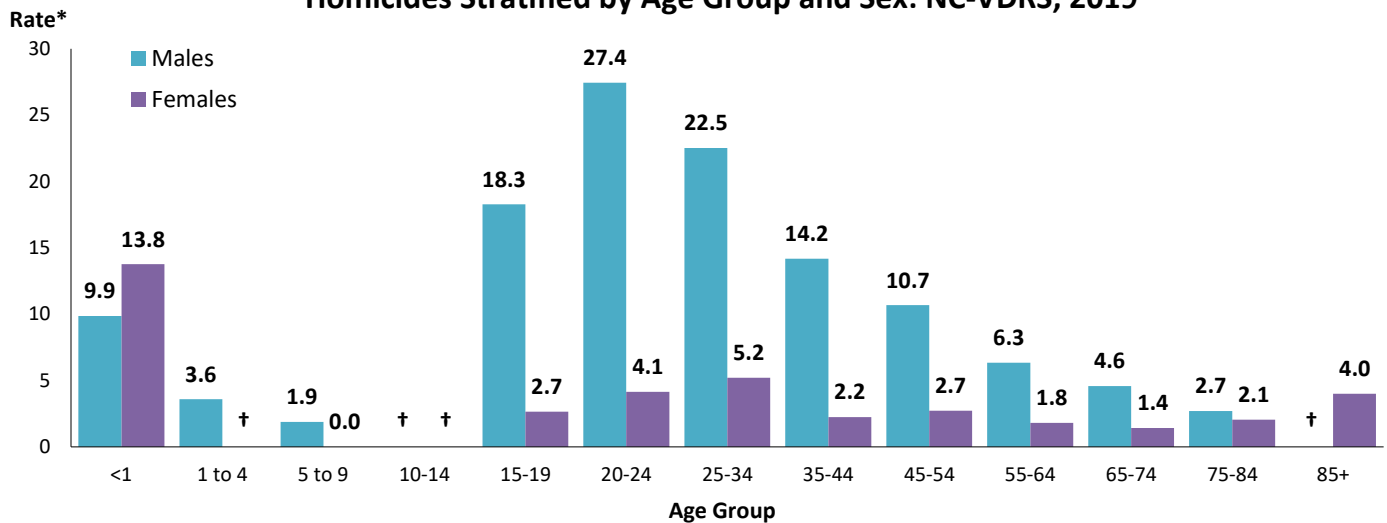
Violent Deaths by Manner of Death: NC-VDRS, 2019



- Of the 2,186 violent deaths in North Carolina, 716 (32.8%) were homicides.

- There were 1,358 suicides (62.1%), 37 deaths from legal intervention (1.7%), 15 unintentional firearm deaths (0.7%), and 60 deaths of undetermined intent (2.7%).

Homicides Stratified by Age Group and Sex: NC-VDRS, 2019



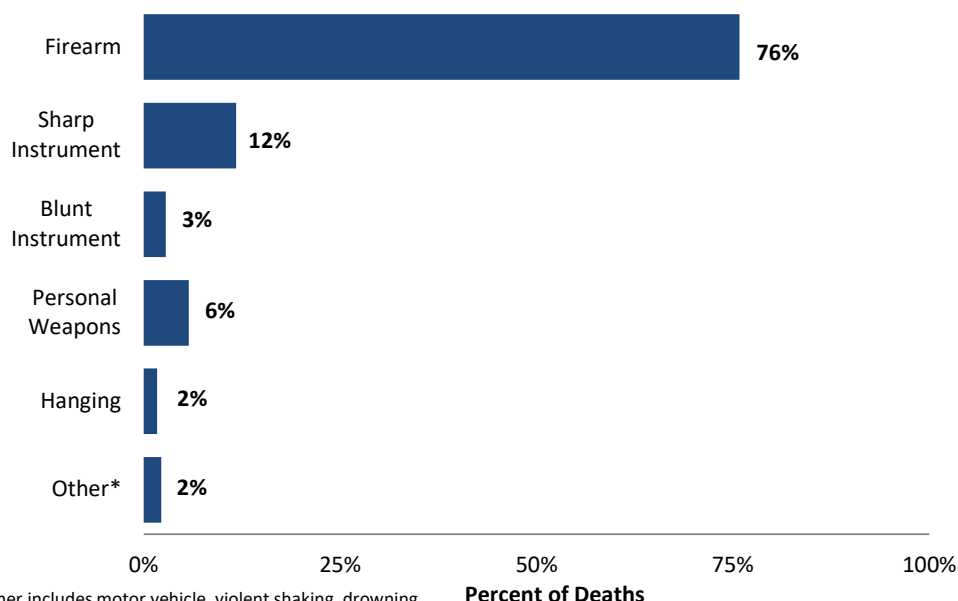
* Rate per 100,000 NC population

† Indicates 1-4 deaths. Rates based on small numbers of deaths are considered unstable and should not be used.

- For nearly every age group, there were more homicides for males than females. Homicides among females peaked among those aged 25-34, with a rate of 5.2 per 100,000. For males, the homicide rate peaked among those aged 20-24, with a rate of 27.4 per 100,000. The rate of homicides was approximately 4.4 times greater for males than females overall, and the rate for 15- to 24 year-olds was 6.7 times greater for males than females.

- Homicide patterns differed by race. Although non-Hispanic (NH) whites composed nearly two thirds (63.6%) of the total population, they accounted for 24.3% of homicides (n=174 deaths), while NH Black homicide victims accounted for 64.1% or 459 deaths. In 2019, the rate of homicides for NH Black residents was 19.8 per 100,000, compared to a rate of 2.6 per 100,000 for NH whites. NH American Indians also had a high rate of homicide, 12.8 per 100,000 (n=16 deaths).

Method of Homicide Deaths: NC-VDRS, 2019

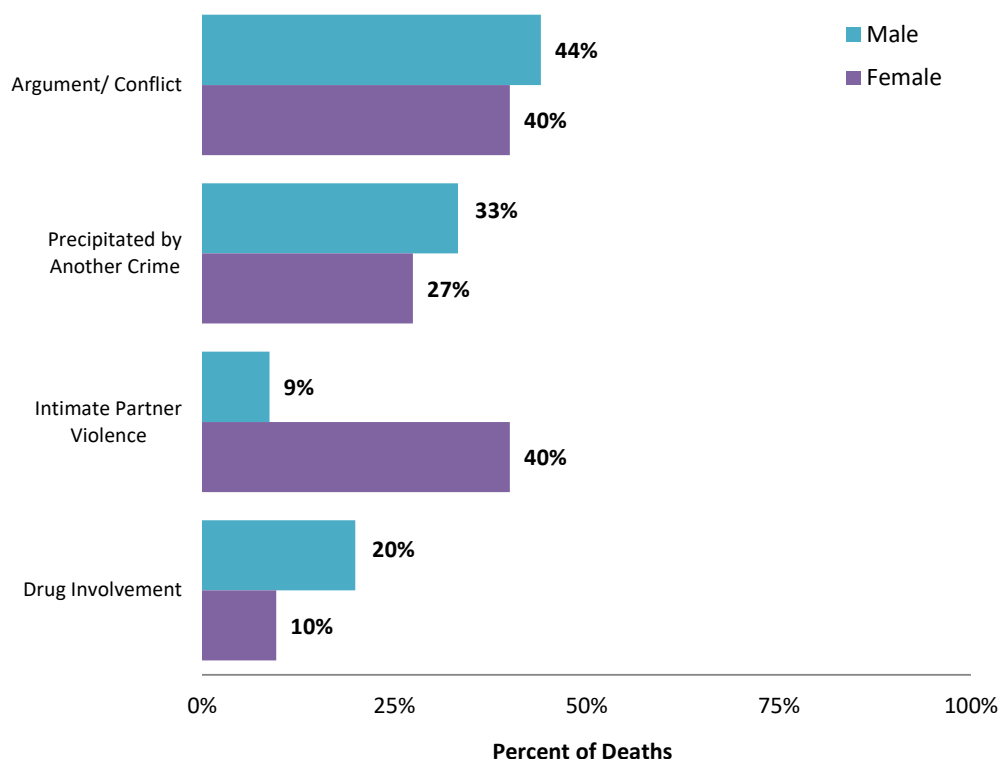


- Firearms were used in 75.8% of homicides, while sharp instruments were used in 11.7% of all homicides.

- Of the remaining methods used in homicides (12%), each were used in 5.7% of homicides or less.

*Other includes motor vehicle, violent shaking, drowning, fire/burns, intentional neglect, unknown method, and other causes of death.

Circumstances of Homicides: NC-VDRS, 2019



- Argument, abuse, or conflict (unrelated to intimate partner violence (IPV)) was noted as a contributing factor in 44.1% of male and 40.0% of female homicides with reported circumstances.

- Of the homicides that were precipitated by another crime, such as robbery, burglary, or drug trafficking, 33.3% were male and 27.4% were female.

- IPV was indicated as a contributing factor in 15.0% of homicides overall, 8.7% were male homicides, and 40.0% were female homicides.

- Drug involvement was identified as a contributing factor in 17.8% of all homicides, 19.9% of male homicides, and 9.6% of female homicides.

*94.0% of cases had circumstance information. Three females and 40 males were missing circumstance information.


The North Carolina Violent Death Reporting System is supported by Cooperative Agreement 5 NU17CE924955-02-00 from the Centers for Disease Control and Prevention (CDC).

N.C. Division of Public Health / www.publichealth.nc.gov / Injury Epidemiology & Surveillance Unit/ 919-707-5425
N.C. Violent Death Reporting System / 919-707-5432

State of North Carolina / Department of Health and Human Services / www.ncdhhs.gov
N.C. DHHS is an equal opportunity employer and provider.

2019 FINAL DATA 8/24/21

Please see the NC-VDRS 2019 Annual Report for additional data and technical information:
<https://www.injuryfreenc.ncdhhs.gov/DataSurveillance/ViolentDeathData.htm>



NC DEPARTMENT OF
**HEALTH AND
HUMAN SERVICES**
Division of Public Health

NORTH CAROLINA VIOLENT DEATH
NC VDRS
REPORTING SYSTEM