

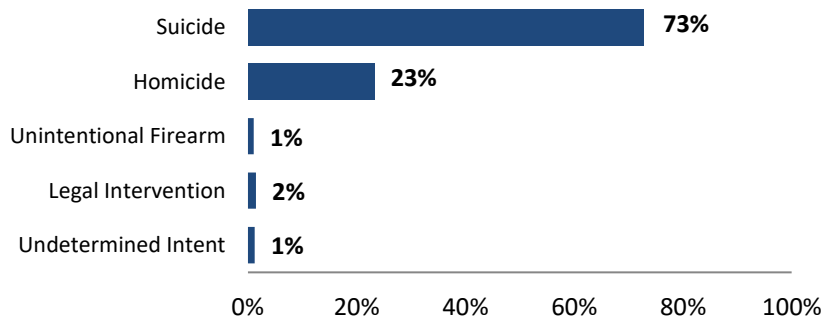
# NC Violent Death Reporting System

## VIOLENT DEATH IN NORTH CAROLINA: GASTON COUNTY INCIDENTS, 2010-2019

The North Carolina Violent Death Reporting System (NC-VDRS) is a CDC-funded statewide surveillance system that collects detailed information on violent deaths that occur in North Carolina including: homicide, suicide, unintentional firearm deaths, legal intervention, and deaths of undetermined intent. NC-VDRS triangulates information from death certificates, medical examiner reports, and law enforcement reports to understand and aid in the prevention of violent deaths. Data reported in this document are based on the county where the death occurred rather than county of residence<sup>1</sup>. For more information, please visit <https://www.injuryfreenc.ncdhhs.gov/About/ncVDRS.htm>.

<sup>1</sup>The occurrent ratio is used instead of the rate. This statistic is derived from the total number of violent deaths resulting from injuries in a specified geographic region divided by the number of residents in the region.

### Manner of Death: Gaston County, NC: NC-VDRS, 2010-2019\*



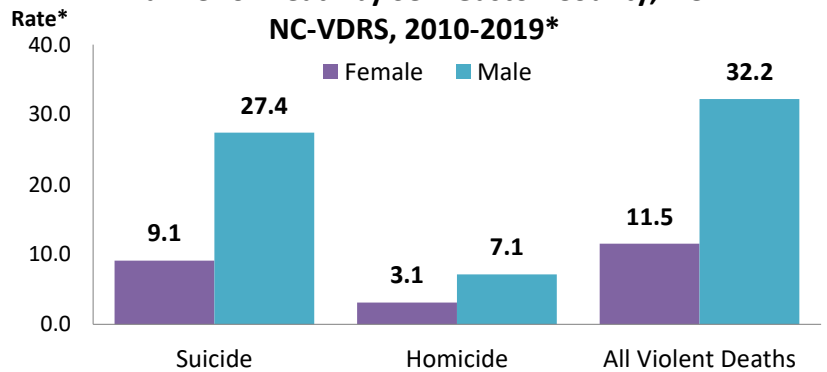
- For the years 2010-2019, there were 460 violent deaths from injuries sustained in Gaston County. Of these 460 deaths, 453 were NC residents (98.5%) and 419 were Gaston County residents (91.1%).

- There were 335 suicides (72.8%), 107 homicides (23.3%), five unintentional firearm deaths (1.1%), seven deaths from legal intervention (1.5%), and six deaths of undetermined intent (1.3%).

\*Based on the county of injury occurrence.

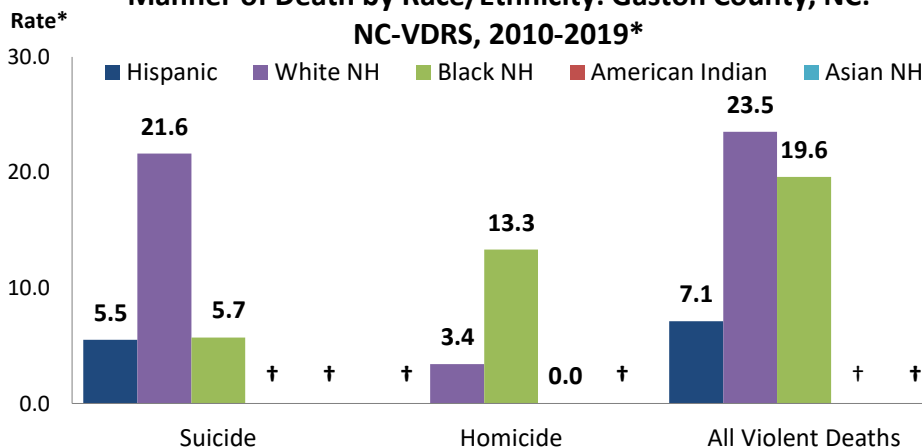
- In Gaston County, the suicide ratio was 3.0 times higher in males than in females, and the homicide ratio was 2.3 times higher in males than in females.

### Manner of Death by Sex: Gaston County, NC: NC-VDRS, 2010-2019\*



\*Rate per 100,00 based on the county of injury occurrence.

### Manner of Death by Race/Ethnicity: Gaston County, NC: NC-VDRS, 2010-2019\*



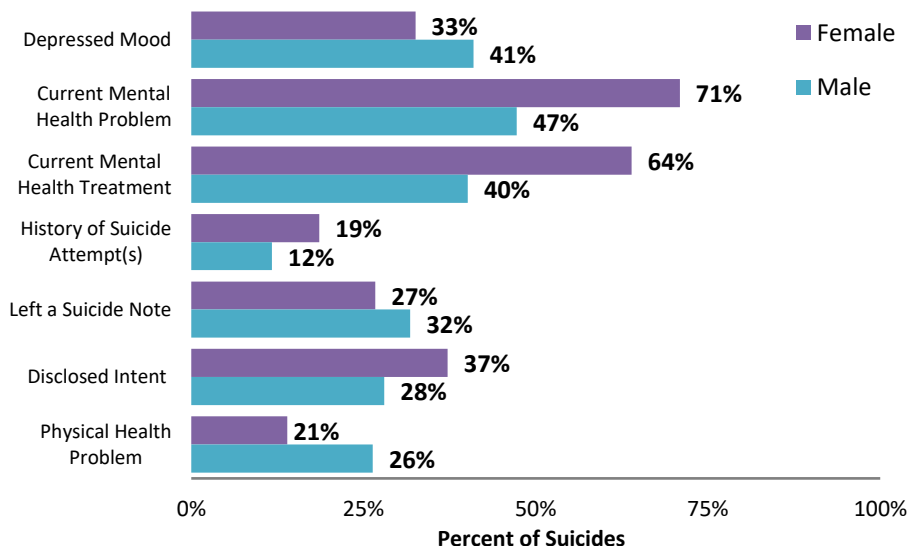
- The suicide rate was highest among non-Hispanic (NH) white victims (21.6 suicides per 100,000 population) followed by NH Black victims (5.7 per 100,000).

- In contrast, the homicide rate was highest among NH Black victims (13.3 per 100,000 population) followed by NH white victims (3.4 per 100,000).

\*Rate per 100,000 based on the county of injury occurrence. † Rate suppressed, 1-4 deaths. Chart excludes one death of unknown or other race/ethnicity

- Suicides and homicides displayed dissimilar age patterns. Homicides peaked among those aged 20-24 with 12.3 homicides per 100,000, where suicides peaked among those aged 45-54 with 30.0 suicides per 100,000.
- Over two thirds of homicides (65.4%) and more than half of suicides (57.0%) were committed using firearms.
- Suspicion of intoxication was reported in 20.6% of homicides and 23.9% of suicides.
- For homicide incidents where one or more suspects were identified, the relationship of the victim to the suspect was known (current or former spouse/boyfriend/girlfriend, family, friend or acquaintance) more frequently for male (75.6%) than female (65.1%) victims.

### Circumstances of Suicides: Gaston County, NC: NC-VDRS, 2010-2019\*



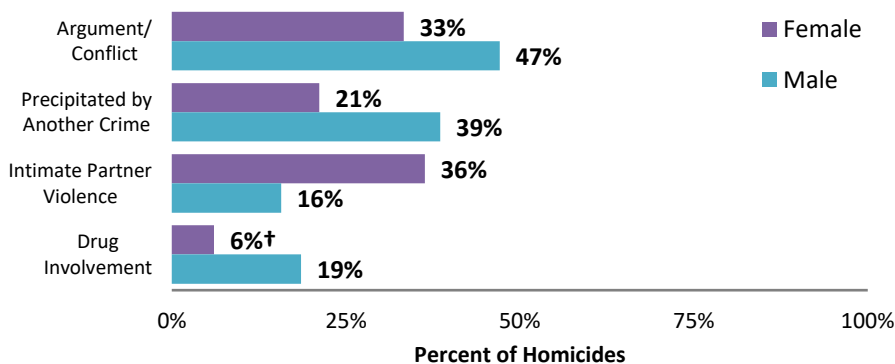
- Forty-one percent (41.0%) of male and 32.6% of female Gaston County suicide victims with circumstance information were characterized as being currently depressed when they completed suicide.

- Seventy-one percent (70.9%) of female and 47.3% of male suicide victims were characterized as having a current mental health problem.

- Females (18.6%) were more likely to have attempted suicide in the past as compared to males (11.7%).

\*Based on the county of injury occurrence, 97.0% of cases had circumstance information. Three females and seven males were missing circumstance information.

### Circumstances of Homicides: Gaston County, NC: NC-VDRS, 2010-2019\*



- Arguments or conflicts were more likely to be a contributing factor for male homicides (47.1%) than for female homicides (33.3%).


- Twenty-one percent (21.2%) of female homicides and 38.6% of male homicides were precipitated by another crime such as robbery, burglary, or drug trafficking.

- Intimate partner violence was a contributing factor in 36.4% of female homicides, but only 15.7% of male homicides.

\*Based on the county of injury occurrence, 96.3% of cases had circumstance information. One female and three males were missing circumstance information.

† There were fewer than 5 deaths

The North Carolina Violent Death Reporting System is supported by Cooperative Agreement 5 NU17CE924955-02-00 with Centers for Disease Control and Prevention (CDC).



NC DEPARTMENT OF  
HEALTH AND  
HUMAN SERVICES  
Division of Public Health



N.C. Division of Public Health / [www.publichealth.nc.gov](http://www.publichealth.nc.gov) / Injury Epidemiology & Surveillance Unit/ 919-707-5425  
N.C. Violent Death Reporting System / 919-707-5432  
State of North Carolina / Department of Health and Human Services / [www.ncdhhs.gov](http://www.ncdhhs.gov)  
N.C. DHHS is an equal opportunity employer and provider.  
2019 FINAL DATA 8/16/21

Please see the NC-VDRS 2019 Annual Report for additional data and technical information.