

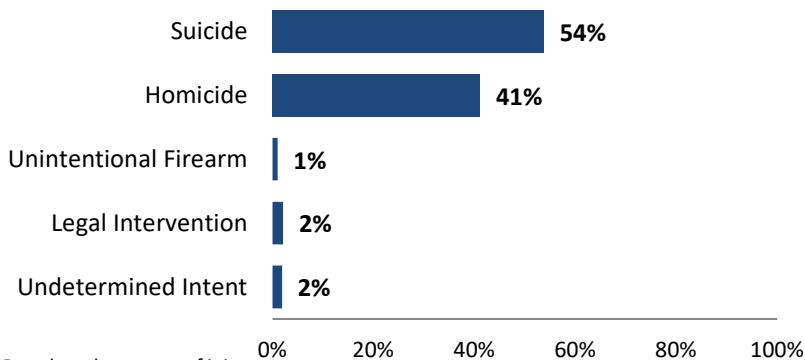
NC Violent Death Reporting System

VIOLENT DEATH IN NORTH CAROLINA: CUMBERLAND COUNTY INCIDENTS, 2012-2021

The North Carolina Violent Death Reporting System (NC-VDRS) is a CDC-funded statewide surveillance system that collects detailed information on violent deaths that occur in North Carolina, including homicide, suicide, unintentional firearm deaths, legal intervention, and deaths of undetermined intent. NC-VDRS triangulates information from death certificates, medical examiner reports, and law enforcement reports to understand and aid in the prevention of violent deaths. Data reported in this document are based on the county where the death occurred rather than county of residence.¹ For more information, please visit <https://www.injuryfreenc.ncdhhs.gov/About/ncVDRS.htm>.

¹ The occurrent ratio is used instead of the rate. This statistic is derived from the total number of violent deaths resulting from injuries in a specified geographic region divided by the number of residents in the region.

Manner of Death: Cumberland County, NC: NC-VDRS, 2012-2021*

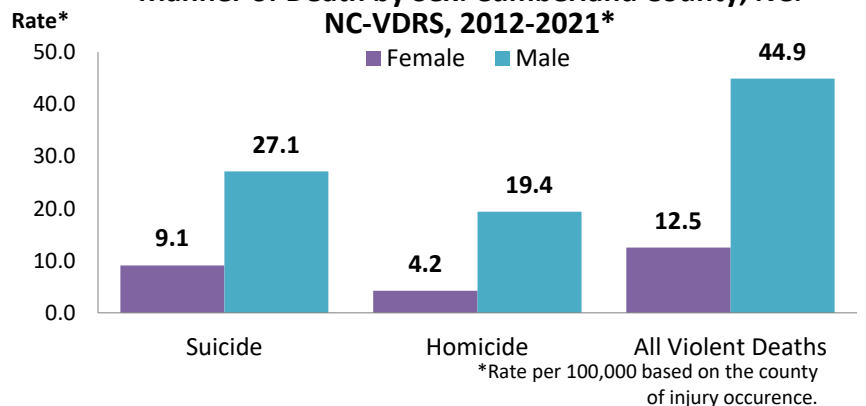


- For the years 2012-2021, there were 952 violent deaths from injuries sustained in Cumberland County. Of these 952 deaths, 927 were NC residents (97.4%) and 863 were Cumberland County residents (90.7%).
- There were 512 suicides (53.8%), 392 homicides (41.2%), 10 unintentional firearm deaths (1.1%), 20 deaths from legal intervention (2.1%), and 18 deaths of undetermined intent (1.9%).

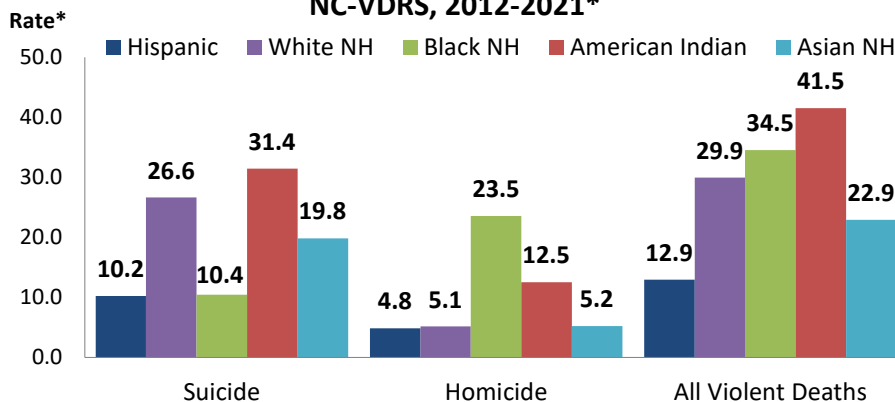
*Based on the county of injury occurrence.

- In Cumberland County, the suicide ratio was 3.0 times higher in males than females, and the homicide ratio was 4.6 times higher in males than in females.

Manner of Death by Sex: Cumberland County, NC: NC-VDRS, 2012-2021*



Manner of Death by Race/Ethnicity: Cumberland County, NC: NC-VDRS, 2012-2021*

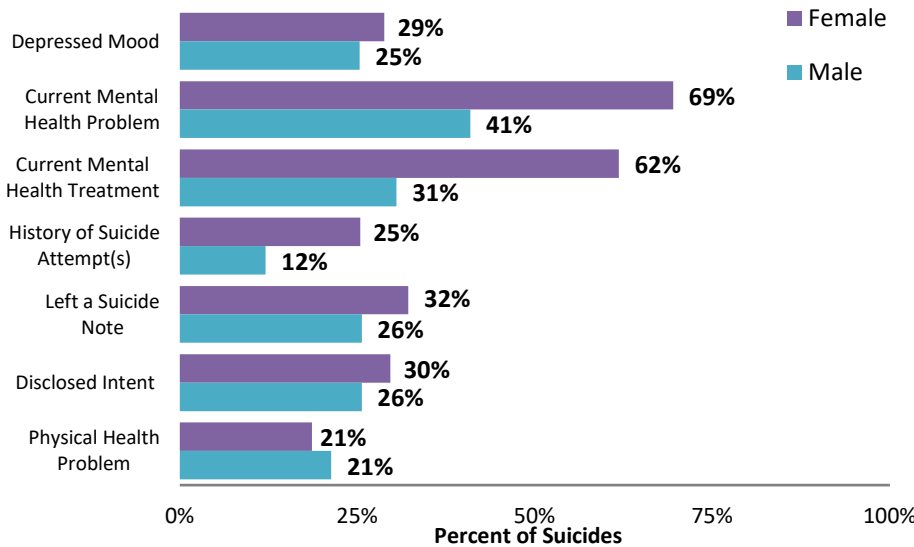


*Rate per 100,000 based on the county of injury occurrence. † Rate suppressed, 1-4 deaths. Chart excludes seven deaths of unknown or other race/ethnicity.

- The suicide rate was highest among non-Hispanic (NH) American Indian victims (31.4 suicides per 100,000 population) followed by NH white victims (26.6 per 100,000).
- In contrast, the homicide rate was highest among NH Black victims (23.5 per 100,000 population) followed by NH American Indian victims (12.5 per 100,000).

- Suicides and homicides displayed dissimilar age patterns. Homicide rates peaked among those aged 25-34 with 21.8 homicides per 100,000, while suicide rates peaked among those aged 85 and older with 27.9 suicides per 100,000.
- Three quarters of homicides (81.1%) and more than half of suicides (61.1%) involved firearms.
- Suspicion of intoxication was reported in 18.9% of homicides and 22.7% of suicides.
- For homicide incidents where one or more suspects were identified, the relationship of the victim to the suspect was known (current or former spouse/boyfriend/girlfriend, family, friend or acquaintance) more frequently for female (77.1%) than for male (47.8%) victims.

**Circumstances of Suicides: Cumberland County, NC:
NC-VDRS, 2012-2021***



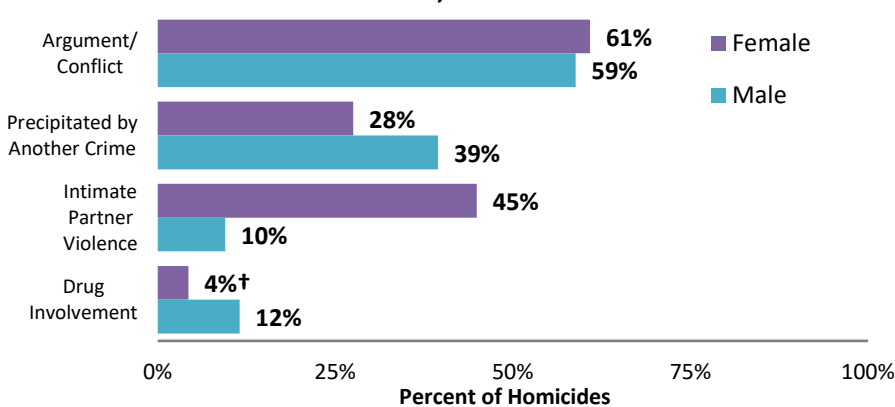
- Twenty-five percent (25.4%) of male and 28.8% of female Cumberland County suicide victims with circumstance information were characterized as being currently depressed when they died by suicide.

- Seventy percent (69.5%) of female and 40.9% of male suicide victims were characterized as having a current mental health problem.

- Females (25.4%) were more likely to have attempted suicide in the past as compared to males (12.1%).

*Based on the county of injury occurrence, 90.8% of cases had circumstance information. Twelve females and 35 males were missing circumstance information.

**Circumstances of Homicides: Cumberland County, NC:
NC-VDRS, 2012-2021***



- Arguments or conflicts were more likely to be a contributing factor for female homicides (60.9%) than for male homicides (58.8%).

- Twenty-eight percent (27.5%) of female homicides and 39.5% of male homicides were precipitated by another crime such as robbery, burglary, or drug trafficking.

- Intimate partner violence was a contributing factor in 44.9% of female homicides, but only 9.5% of male homicides.

*Based on the county of injury occurrence, 150.0% of cases had circumstance information. Negative Two Hundred Twenty-Four females and 28 males were missing circumstance information.

† There were fewer than 5 deaths

The North Carolina Violent Death Reporting System is supported by Cooperative Agreement 5 NU17CE924955-02-00 with Centers for Disease Control and Prevention (CDC).

NC Division of Public Health / www.publichealth.nc.gov / Injury Epidemiology & Surveillance Unit/ 919-707-5425
Violent Death Reporting System / 919-707-5432

State of North Carolina / Department of Health and Human Services / www.ncdhhs.gov
NCDHHS is an equal opportunity employer and provider.
2021 FINAL DATA 8/14/2023



Please see the NC-VDRS 2021 Annual Report for additional data and technical information.