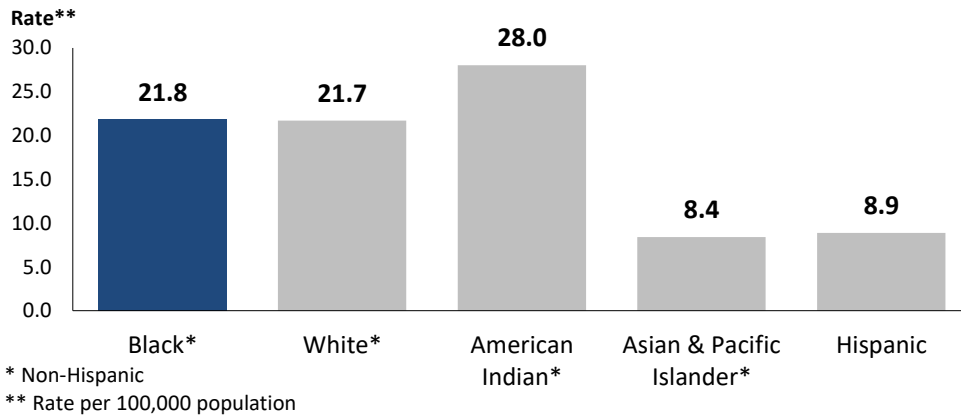


NC Violent Death Reporting System

VIOLENT DEATHS AMONG NON-HISPANIC AFRICAN AMERICAN RESIDENTS IN NORTH CAROLINA: 2010-2019

The North Carolina Violent Death Reporting System (NC-VDRS) is a CDC-funded statewide surveillance system that collects detailed information on violent deaths that occur in North Carolina including: homicide, suicide, unintentional firearm deaths, legal intervention, and deaths of undetermined intent. NC-VDRS triangulates information from death certificates, medical examiner reports, and law enforcement reports to understand and aid in the prevention of violent deaths. For more information, please visit <https://www.injuryfreenc.ncdhhs.gov/About/ncVDRS.htm>.

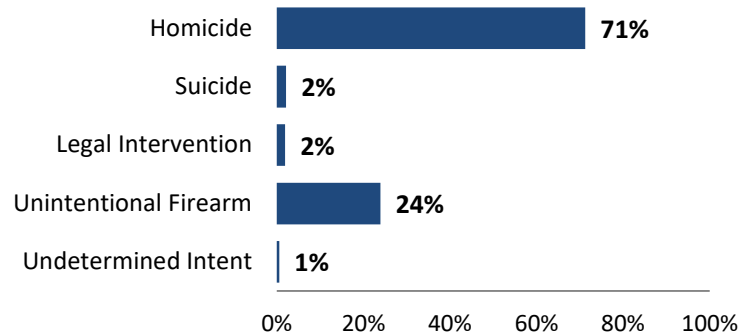
Violent Death Rates by Race/Ethnicity: NC-VDRS, 2010-2019



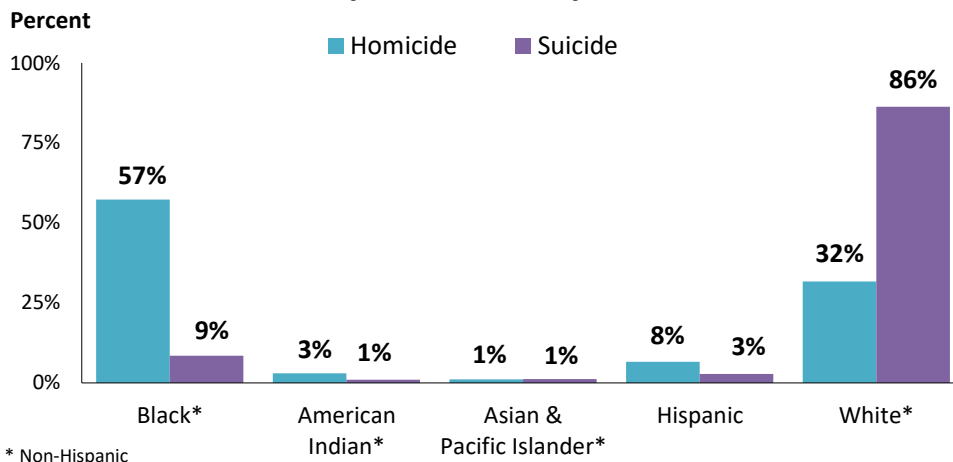
- For the year 2019, there were 2,320,112 non-Hispanic (NH) African American residents living in North Carolina, accounting for 22.0% of the state's population.
- NH African American victims had the second highest rate of violent death by race/ethnicity in North Carolina for the years 2010-2019 (21.8 per 100,000 population).

- From 2010-2019, 4,809 NH African American residents in North Carolina died by violence.
- There were 3,425 homicides (71.2%), 1,139 suicides (2.1%), 49 unintentional firearm deaths (24.0%), 93 deaths due to legal interventions (1.9%), and 103 deaths of undetermined intent (0.6%) among NH African American residents.
- Male NH African American residents were more likely to die by violence than females from 2010 to 2019 (83.7% versus 16.3%).

Manner of Death Among NH African American Victims: NC-VDRS, 2010-2019

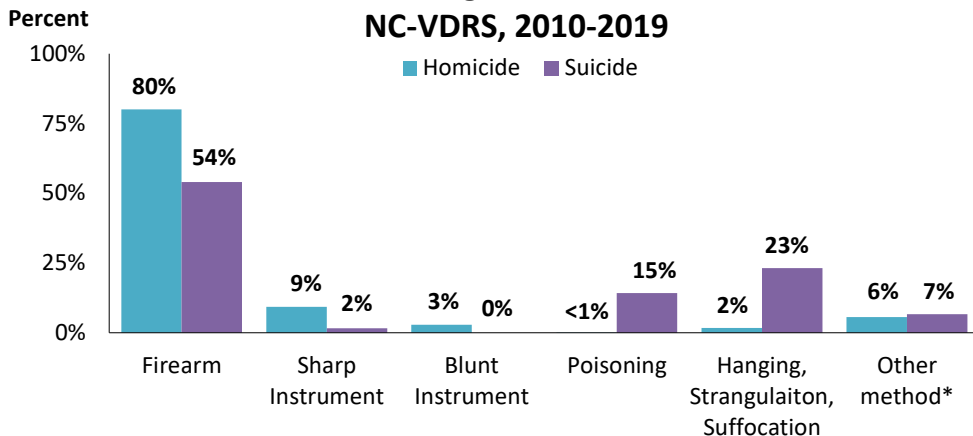


Manner of Death by Race/Ethnicity: NC-VDRS, 2010-2019



- NH African American victims accounted for 57.3% of all homicides and 8.6% of all suicides, across all racial groups in North Carolina from 2010 to 2019.
- In contrast, NH white victims accounted for 86.3% of all suicides and 31.8% of all homicides, across all racial groups in North Carolina from 2010 to 2019.

Method of Death Among NH African American Victims: NC-VDRS, 2010-2019



- The majority of homicides (80.0%) and suicides (54.1%) among NH African American victims involved firearms.

- The second most common method of homicide was sharp instruments (9.4%).

- The second most common method of suicide was hanging, strangulation or suffocation (23.2%).

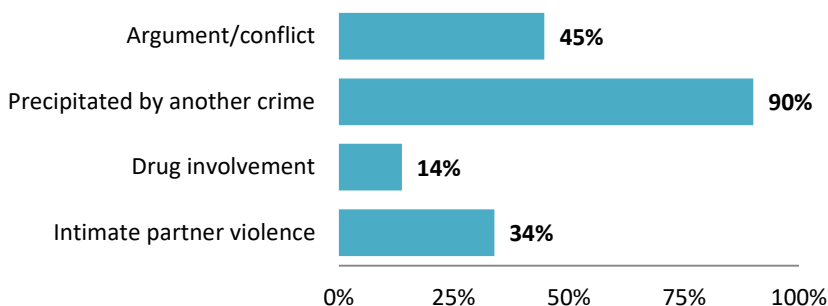
*Other includes fire/burns, falls, intentional neglect, personal weapons and other methods.

- Of all homicides among NH African American victims with known circumstance information, over two-fifths (44.7%) involved an argument or conflict.

- Another serious crime (e.g., robbery, burglary) precipitated 90.1% of homicides among NH African American victims.

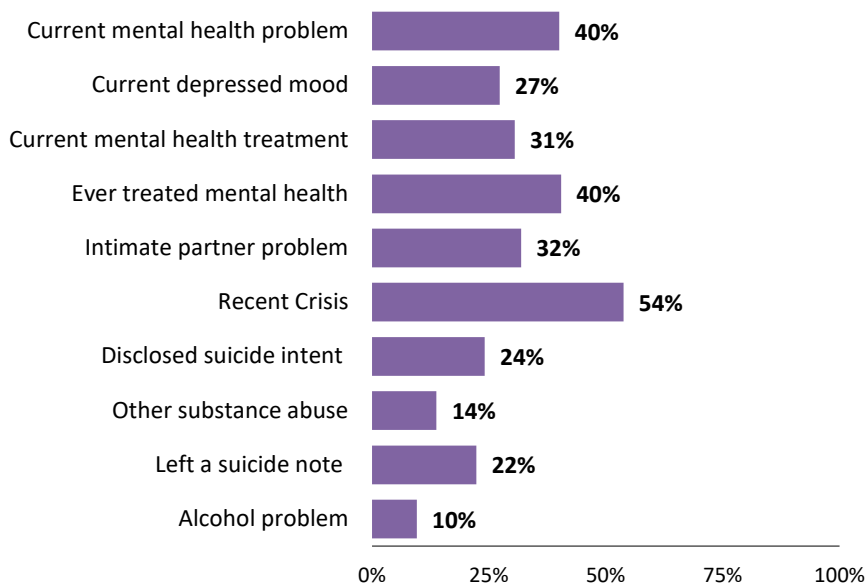
- Of these homicide victims, 33.8% involved intimate partner violence.

Homicide Circumstances* Among NH African American Victims: NC-VDRS, 2010-2019



* Ninety-one percent (91.2%) of homicide cases had circumstance information.

Suicide Circumstances* Among NH African American Victims: NC-VDRS, 2010-2019



* Ninety-four percent (93.5%) of suicide cases had circumstance information.

- Among NH African American suicide victims with known circumstance information, 53.8% experienced a recent crisis.

- Forty percent (40.1%) of NH African American suicide victims were described as having a current mental health problem, and 30.5% were receiving treatment for a mental health problem at the time of suicide.

- Almost one-third (31.9%) of NH African American suicide victims had experienced a recent problem with an intimate partner.

- Twenty-four percent (24.1%) of NH African American suicide victims disclosed their suicide intent, and 22.3% left a note.

The North Carolina Violent Death Reporting System is supported by Cooperative Agreement 5NU17/CE002613-05-00 from the Centers for Disease Control and Prevention (CDC).

N.C. Division of Public Health / www.publichealth.nc.gov / Injury Epidemiology & Surveillance Unit/ 919-707-5425
N.C. Violent Death Reporting System / 919-707-5432

State of North Carolina / Department of Health and Human Services / www.ncdhhs.gov
N.C. DHHS is an equal opportunity employer and provider.
2019 FINAL DATA 8/16/21

Please see the NC-VDRS 2018 Annual Report for additional data and technical information:

<https://www.injuryfreenc.ncdhhs.gov/DataSurveillance/ViolentDeathData.htm>



NC DEPARTMENT OF
**HEALTH AND
HUMAN SERVICES**
Division of Public Health

