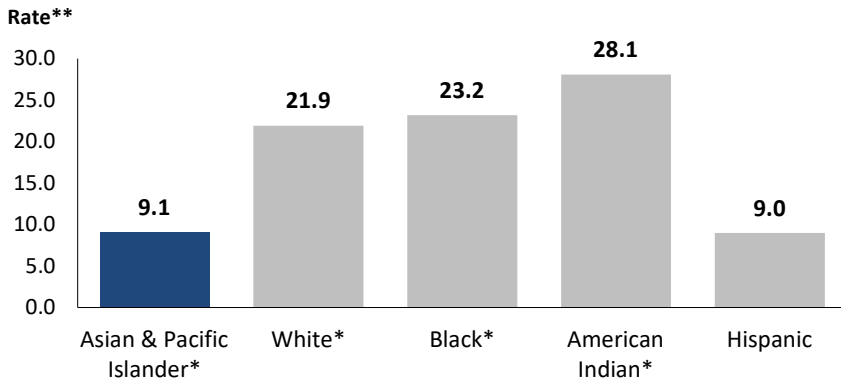


# NC Violent Death Reporting System

## VIOLENT DEATHS AMONG ASIANS AND PACIFIC ISLANDER RESIDENTS IN NORTH CAROLINA: 2011-2020

The North Carolina Violent Death Reporting System (NC-VDRS) is a CDC-funded statewide surveillance system that collects detailed information on violent deaths that occur in North Carolina including: homicide, suicide, unintentional firearm deaths, legal intervention, and deaths of undetermined intent. NC-VDRS triangulates information from death certificates, medical examiner reports, and law enforcement reports to understand and aid in the prevention of violent deaths. For more information, please visit <https://www.injuryfreenc.ncdhhs.gov/About/ncVDRS.htm>.

### Violent Death Rate by Race/Ethnicity: NC-VDRS, 2011-2020

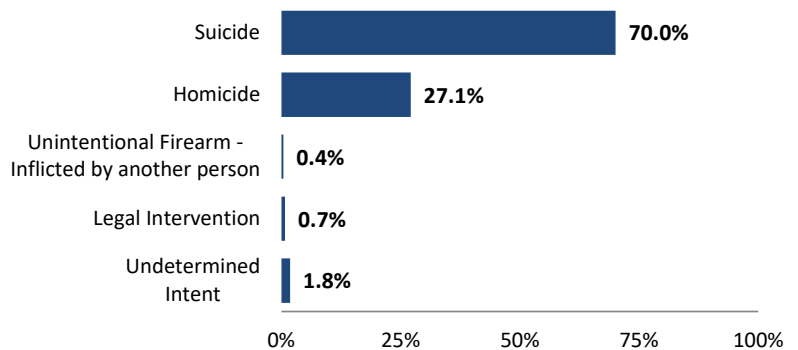


\* Non-Hispanic  
\*\* Rate per 100,000 population

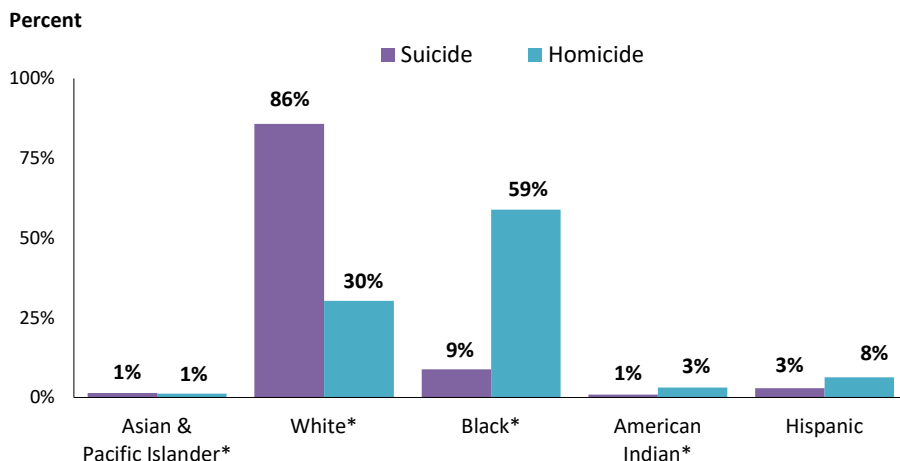
- For the year 2020, there were 368,629 non-Hispanic (NH) Asian and Pacific Islander residents living in North Carolina, accounting for 3.5% of the state's population.
- NH Asian and Pacific Islander victims had the second lowest rate of violent death by race/ethnicity in North Carolina for the years 2011-2020 (9.1 per 100,000 population).

- From 2011 to 2020, 277 NH Asian and Pacific Islander residents died by violence.
- There were 75 homicides (27.1%), 194 suicides (70.0%), one unintentional firearm death (0.4%), two deaths due to legal interventions (0.7%), and five deaths of undetermined intent (1.8%) among NH Asian and Pacific Islander residents.
- Male NH Asian and Pacific Islander residents were over two times more likely to die by violence than females from 2011 to 2020 (68.2% versus 31.8%).

### Manner of Death Among NH Asians & Pacific Islander Victims: NC-VDRS, 2011-2020



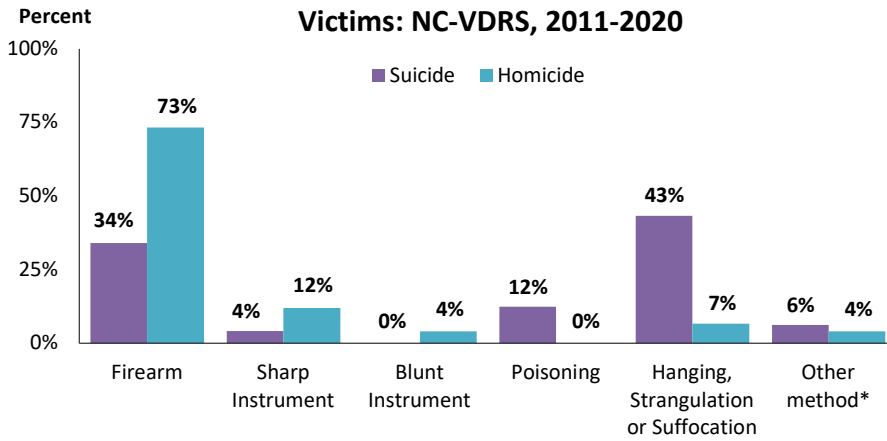
### Manner of Death by Race/Ethnicity, NC-VDRS, 2011-2020



\* Non-Hispanic

- NH Asian and Pacific Islander victims accounted for 1.2% of all homicide and 1.4% of all suicide victims, across all racial groups in North Carolina from 2011 to 2020.
- In contrast, NH white victims accounted for 85.7% of all suicides, and NH Black victims accounted for 58.9% of all homicides, across all racial groups in North Carolina from 2011 to 2020.

## Method of Death Among NH Asian and Pacific Islander Victims: NC-VDRS, 2011-2020

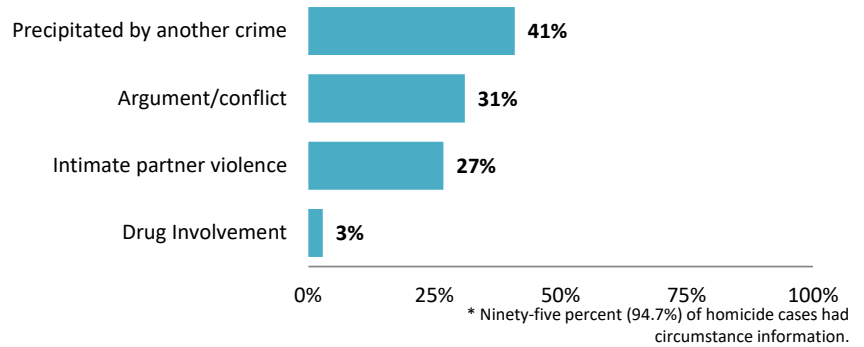


- The majority of homicides (73.3%) among NH Asian and Pacific Islander victims involved firearms.
- The second most common method of homicide was sharp instruments (12.0%).
- The most common method of suicide was hanging, strangulation or suffocation (43.3%), followed by those involving firearms (34.0%).

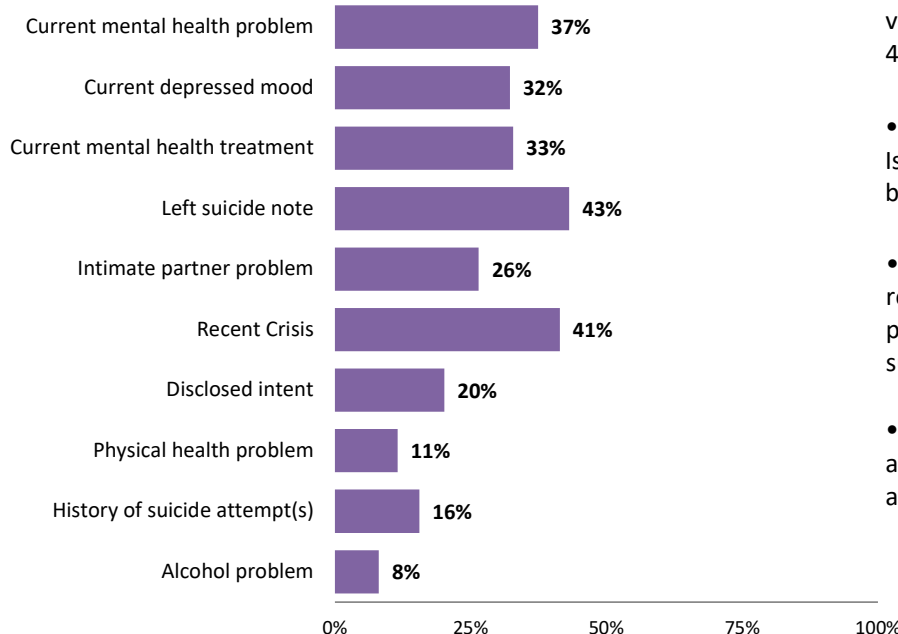
\* Other includes fire/burns, falls, intentional neglect, personal weapons and other methods

- Of all homicides among NH Asian and Pacific Islander victims with known circumstance information, two-fifths (40.8%) of these were precipitated by another serious crime (e.g., robbery, burglary).
- An argument or conflict precipitated 31.0% of homicides among NH Asian and Pacific Islander victims.
- Among NH Asian and Pacific Islander homicide victims, 26.8% were related to intimate partner violence.

## Homicide Circumstances\* Among NH Asians & Pacific Islander Victims: NC-VDRS, 2011-2020



## Suicide Circumstances\* Among NH Asians & Pacific Islander Victims: NC-VDRS, 2011-2020



\* Ninety percent (89.7%) of suicide cases had circumstance information.

- Among NH Asian and Pacific Islander suicide victims with known circumstance information, 41.4% experienced a recent crisis.
- One-third (32.2%) of NH Asian and Pacific Islander suicide victims were characterized as being depressed at the time of suicide.
- One-third (32.8%) of suicide victims were receiving treatment for a mental health problem, and 20.1% disclosed their intent of suicide.
- Twenty-seven percent (26.4%) of NH Asian and Pacific Islander suicide victims experienced a recent problem with an intimate partner.

The North Carolina Violent Death Reporting System is supported by Cooperative Agreement 5NU17/CE002613-05-00 from the Centers for Disease Control and Prevention (CDC).

NC Division of Public Health / [www.publichealth.nc.gov](http://www.publichealth.nc.gov) / Injury Epidemiology & Surveillance Unit/ 919-707-5425

NC Violent Death Reporting System / 919-707-5432

State of North Carolina / Department of Health and Human Services / [www.ncdhhs.gov](http://www.ncdhhs.gov)

NC DHHS is an equal opportunity employer and provider.

2020 FINAL DATA 6/20/2022

Please see the NC-VDRS 2020 Annual Report for additional data and technical information:

<https://www.injuryfreenc.ncdhhs.gov/DataSurveillance/ViolentDeathData.htm>