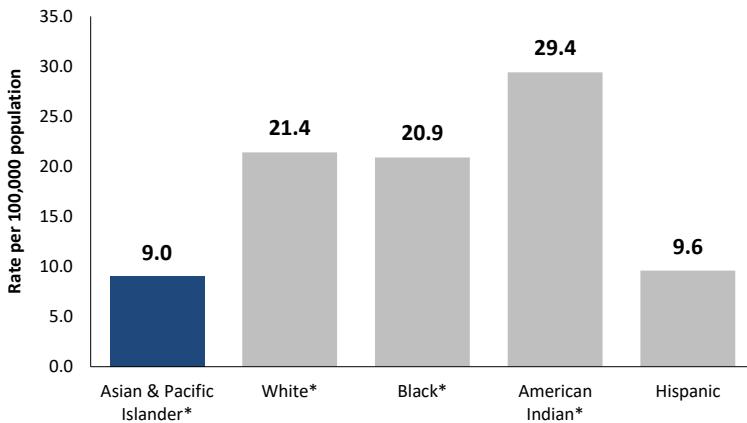


VIOLENT DEATHS AMONG ASIANS AND PACIFIC ISLANDERS IN NORTH CAROLINA: 2008-2017

The North Carolina Violent Death Reporting System (NC-VDRS) is a CDC-funded statewide surveillance system that collects detailed information on deaths that occur in North Carolina resulting from violence: homicide, suicide, unintentional firearm deaths, legal intervention and deaths for which intent could not be determined. NC-VDRS is a multi-source system that gathers information from death certificates, medical examiner reports and law enforcement reports. The goal of this system is to aid researchers, legislators, and community interest groups in the development of public health prevention strategies to reduce violent deaths. NC-VDRS began collecting data in January 2004. This document summarizes all deaths from violence among non-Hispanic (NH) Asian and Pacific Islander residents for the years 2008-2017.

Violent Death Rate by Race, NC-VDRS, 2008-2017

~ N.C. Division of Public Health - N.C. Violent Death Reporting System ~



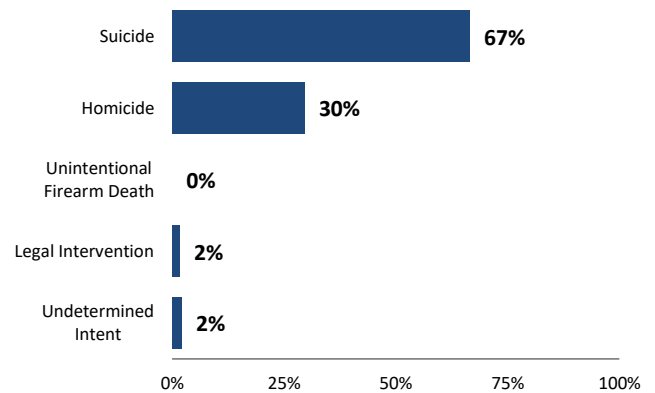
* Non-Hispanic

- From 2008 to 2017, 233 NH Asian and Pacific Islander residents died by violence.
- There were 69 homicides (29.6%), 155 suicides (66.5%), zero unintentional firearm deaths (0.0%), four deaths from legal interventions (1.7%), and five deaths of undetermined intent (2.2%).
- Male NH Asian and Pacific Islander residents were more likely to die by violence than females between 2008 to 2017 (68.7% versus 31.3%).

- For the year 2017, there were 327,267 NH Asians and Pacific Islanders living in North Carolina, accounting for 3.2% of the state's population.
- NH Asians and Pacific Islanders had the lowest rate of violent death by race in North Carolina for the years 2008-2017 (9.0 per 100,000 population).

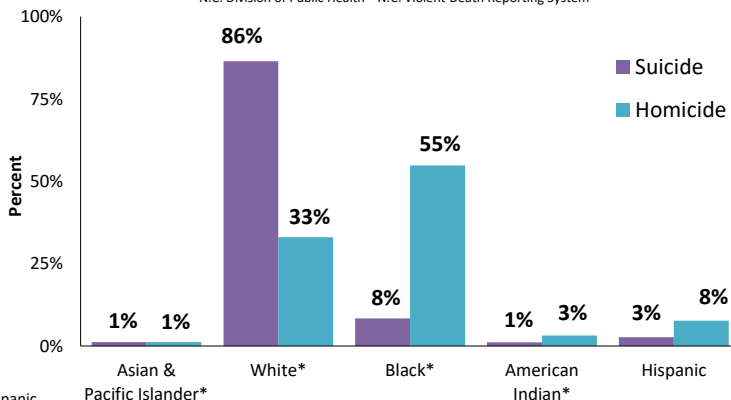
Manner of Death Among NH Asians & Pacific Islanders, NC-VDRS, 2008-2017

~ N.C. Division of Public Health - N.C. Violent Death Reporting System ~



Manner of Death by Race, NC-VDRS, 2008-2017

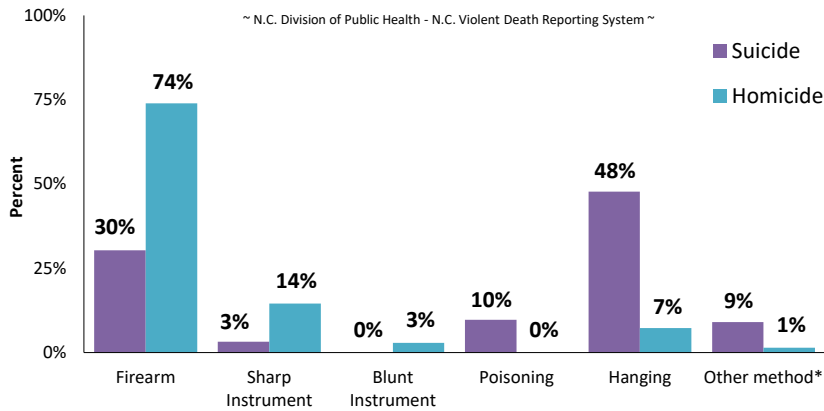
~ N.C. Division of Public Health - N.C. Violent Death Reporting System ~



* Non-Hispanic

- NH Asians and Pacific Islanders accounted for 1.2% of all homicides and 1.2% of all suicides, across all racial groups in North Carolina from 2008 to 2017.
- In contrast, NH whites accounted for 86.5% of all suicides, and NH blacks accounted for 54.8% of all homicides, across all racial groups in North Carolina from 2008 to 2017.

Method of Death, NH Asian and Pacific Islander Violent Deaths, NC-VDRS, 2008-2017



• The majority of homicides (73.9%) were committed using firearms, followed by those committed using sharp instruments (14.5%).

• The most common method of suicide was hanging (47.7%), followed by those completed using firearms (30.3%).

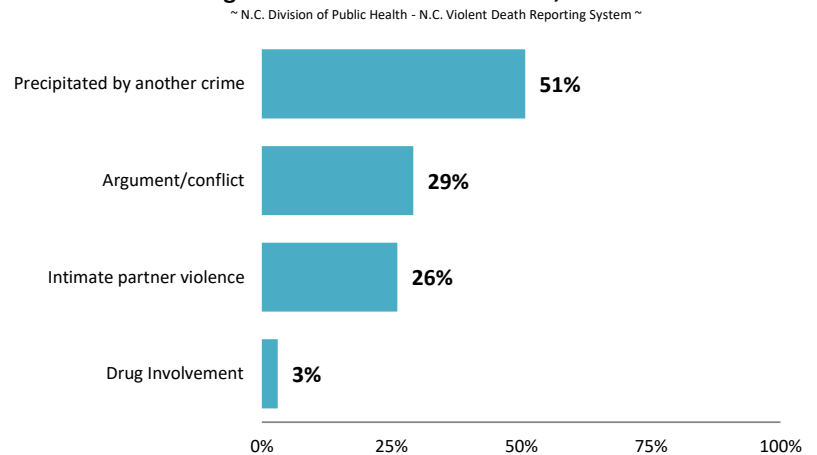
*Other includes fire/burns, unarmed assault, falls, and other methods of death.

• Of all homicides among NH Asians and Pacific Islanders with known circumstance information, half (50.8%) were precipitated by another serious crime (e.g., robbery, burglary).

• An argument or conflict precipitated 29.2% of homicides among NH Asians and Pacific Islanders.

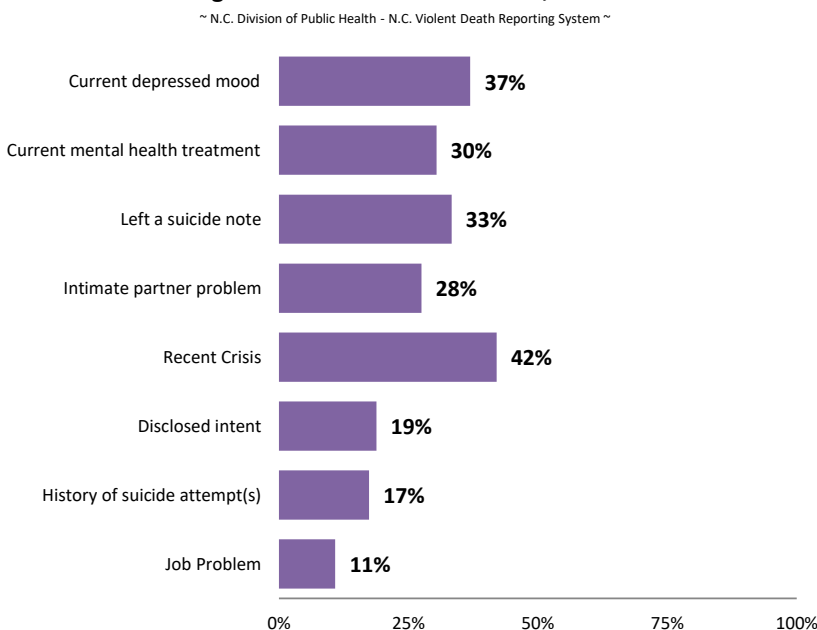
• Of homicides, 26.2% were related to intimate partner violence.

Homicide Circumstances* Among NH Asians & Pacific Islanders, 2008-2017



* 94.2% of homicide cases had circumstance information.

Suicide Circumstances* Among NH Asians & Pacific Islanders, 2008-2017



* 89.0% of suicide cases had circumstance information.

• Among NH Asian and Pacific Islander suicide victims with known circumstance information, 37.0% were characterized as being depressed at the time of suicide.

• Approximately one-third (30.4%) of suicide victims were receiving treatment for a mental health problem, and 18.8% disclosed their intent to complete suicide.

• More than one-quarter (27.5%) of NH Asian & Pacific Islander suicide victims experienced a recent problem with an intimate partner.

The North Carolina Violent Death Reporting System is supported by Cooperative Agreement 5NU17/CE002613-05-00 from the Centers for Disease Control and Prevention (CDC).



NC DEPARTMENT OF HEALTH AND HUMAN SERVICES
Division of Public Health

North Carolina Violent Death Reporting System
NC VDRS
Reporting System

N.C. Division of Public Health / www.publichealth.nc.gov / Injury Epidemiology & Surveillance Unit/ 919-707-5425
N.C. Violent Death Reporting System / 919-707-5432
State of North Carolina / Department of Health and Human Services / www.ncdhhs.gov
N.C. DHHS is an equal opportunity employer and provider. 2017 FINAL DATA 5/19

Please see the NC-VDRS 2017 Annual Report for additional data and technical information.