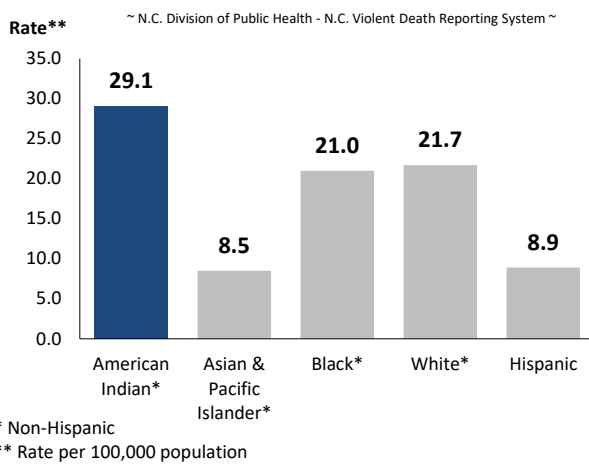


**VIOLENT DEATHS AMONG AMERICAN INDIAN RESIDENTS
 IN NORTH CAROLINA: 2009-2018**

The North Carolina Violent Death Reporting System (NC-VDRS) is a CDC-funded statewide surveillance system that collects detailed information on deaths that occur in North Carolina resulting from violence: homicide, suicide, unintentional firearm deaths, legal intervention and deaths for which intent could not be determined. NC-VDRS is a multi-source system that gathers information from death certificates, medical examiner reports and law enforcement reports. The goal of this system is to aid researchers, legislators, and community interest groups in the development of public health prevention strategies to reduce violent deaths. NC-VDRS began collecting data in January 2004. This document summarizes all deaths from violence among non-Hispanic (NH) American Indian residents for the years 2009-2018.

North Carolina Violent Death Reporting System

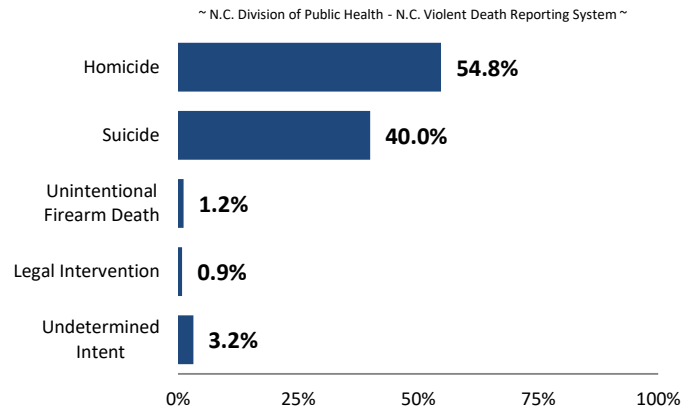
Violent Death Rate by Race, NC-VDRS, 2009-2018



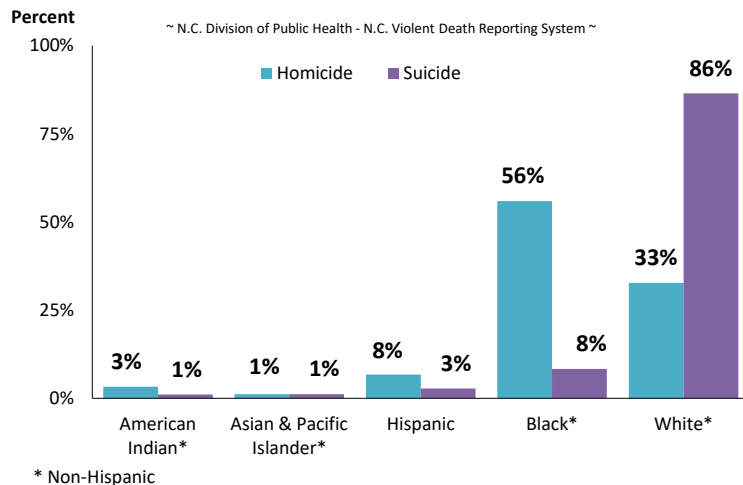
- For the year 2018, there were 123,402 NH American Indians living in North Carolina, accounting for 1.2% of the state's population.
- NH American Indians had the highest rate of violent death by race in North Carolina for the years 2009-2018 (29.1 per 100,000 population).

- From 2009-2018, 345 NH American Indians in North Carolina died by violence.
- There were 189 homicides (54.8%), 138 suicides (40.0%), four unintentional firearm deaths (1.2%), three deaths from legal interventions (<1%), and 11 deaths of undetermined intent (3.2%).

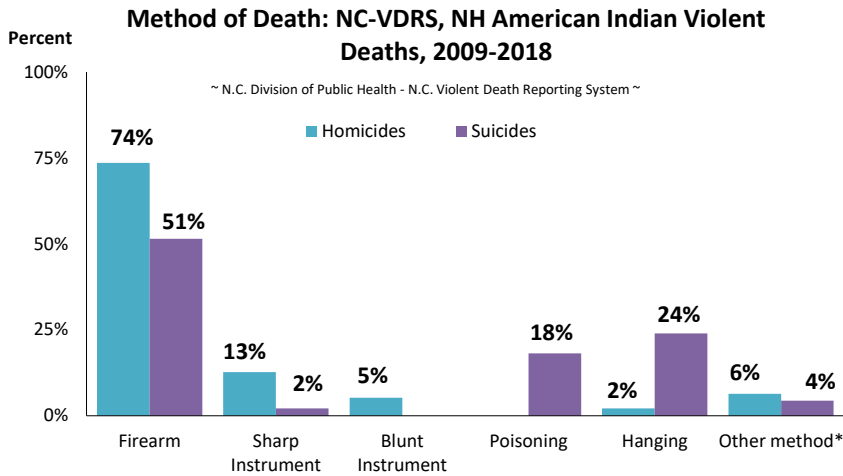
**Manner of Death: NC-VDRS
 NH American Indian Violent Deaths, 2009-2018**



Manner of Death by Race: NC-VDRS, 2009-2018



- NH American Indians accounted for 3.3% of all homicides and 1.1% of all suicides, across all racial groups in North Carolina from 2009 to 2018.
- In contrast, 55.9% of all homicide victims were NH Black and 86.5% of all suicide victims were NH white from 2009 to 2018.



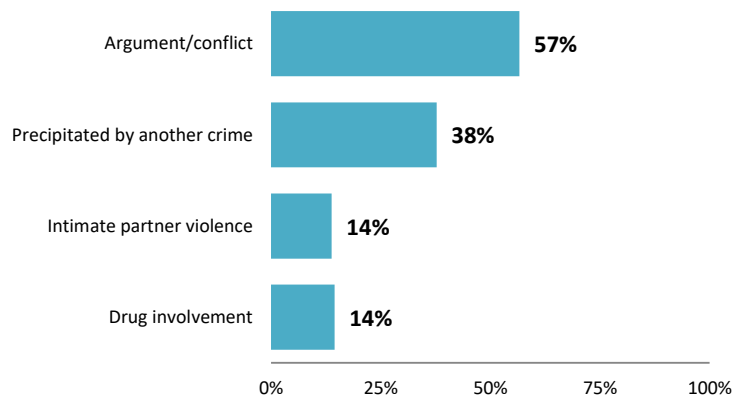
- The majority of homicides (73.5%) and suicides (51.4%) among NH American Indians were committed using firearms.
- The second most common method of homicide was sharp instruments (12.7%).
- The second most common method of suicide was hanging (23.9%).

*Other includes fire/burns, unarmed assault, falls, and other methods of death.

- Of all homicides among NH American Indians with known circumstance information, more than half (56.6%) involved an argument or conflict.
- Another serious crime (e.g., robbery, burglary) precipitated 37.7% of homicides among NH American Indians.
- Of these homicides, 14.5% were suspected to have been related to drug dealing, trade, or use.

Homicide Circumstances* Among NH American Indians, 2009-2018

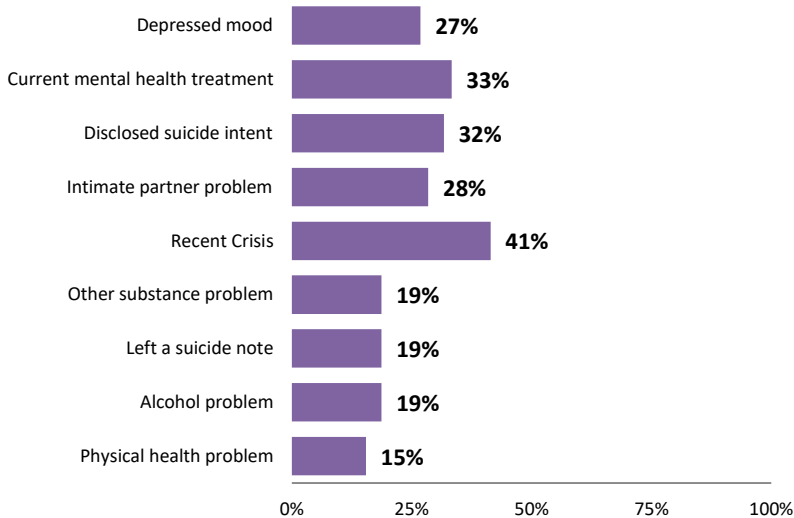
~ N.C. Division of Public Health - N.C. Violent Death Reporting System ~



* Eighty-four percent (84.1%) of homicide cases had circumstance information.

Suicide Circumstances* Among NH American Indians, 2009-2018

~ N.C. Division of Public Health - N.C. Violent Death Reporting System ~



* Eighty-nine percent (89.1%) of suicide cases had circumstance information.

- Among NH American Indian suicide victims with known circumstance information, 41.5% experienced a recent crisis.
- More than a quarter (26.8%) of victims were characterized as being depressed when they completed suicide.
- More than one-third (33.3%) of victims were receiving treatment for a mental health problem.
- Over a quarter (28.5%) of suicide victims experienced an intimate partner problem, and (18.7%) percent experienced some substance use problem other than alcohol.

The North Carolina Violent Death Reporting System is supported by Cooperative Agreement 5NU17/CE002613-05-00 from the Centers for Disease Control and Prevention (CDC).


N.C. Division of Public Health / www.publichealth.nc.gov / Injury Epidemiology & Surveillance Unit/ 919-707-5425
N.C. Violent Death Reporting System / 919-707-5432

State of North Carolina / Department of Health and Human Services / www.ncdhhs.gov
N.C. DHHS is an equal opportunity employer and provider.

2018 FINAL DATA 8/24

Please see the NC-VDRS 2018 Annual Report for additional data and technical information:

<https://www.injuryfreenc.ncdhhs.gov/DataSurveillance/ViolentDeathData.htm>



NC DEPARTMENT OF
**HEALTH AND
HUMAN SERVICES**
Division of Public Health

North Carolina Violent Death
NC VDRS
Reporting System