


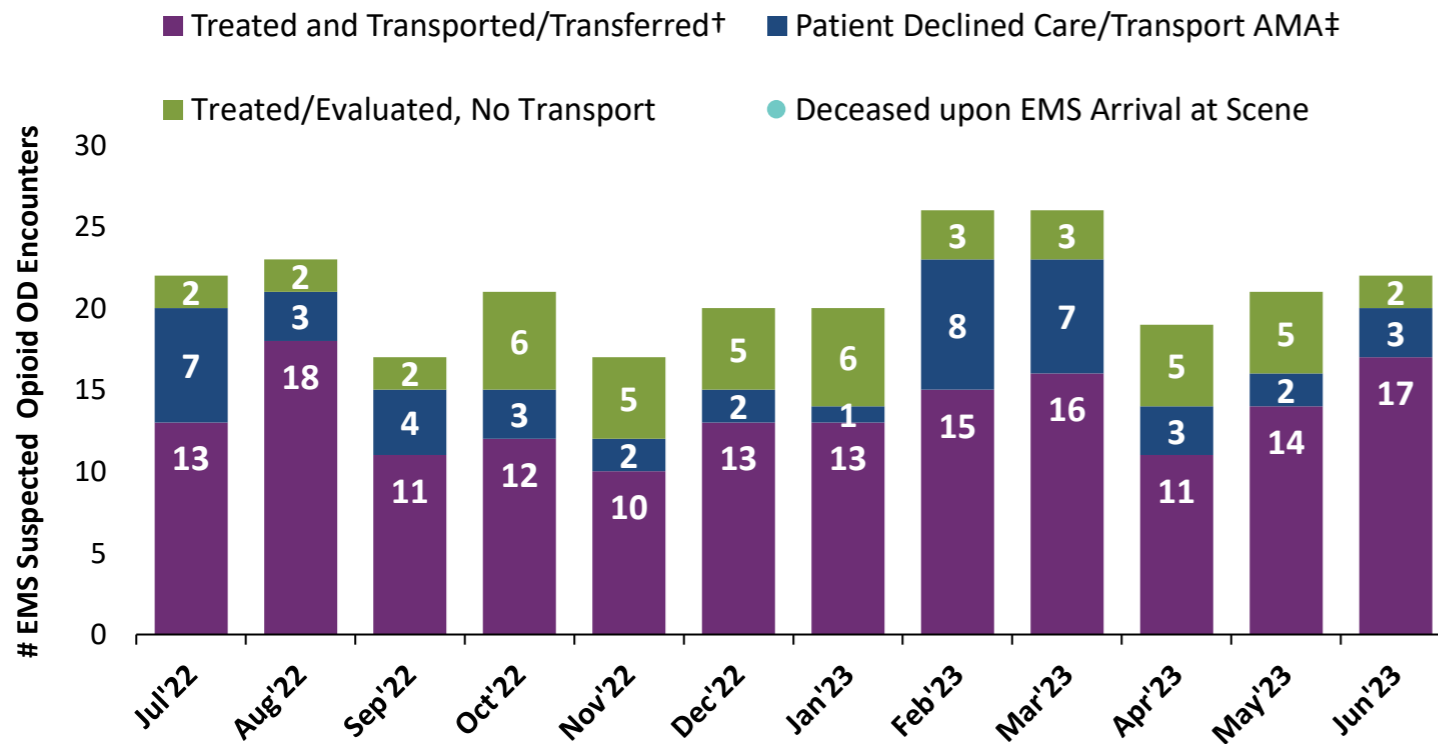
# Cabarrus County, June 2023



## 134

## EMERGENCY MEDICAL SERVICES (EMS) ENCOUNTERS FOR SUSPECTED OPIOID OVERDOSE\*

### EMS Suspected Opioid Overdose Patient Disposition Last 12 Months, Cabarrus County, 2022-2023\*



†Transport refers to transport to hospital. Transfer occurs between EMS agencies.  
‡Against Medical Advice

**Note:** Counts based on North Carolina Disease Event Tracking and Epidemiologic Collection Tool (NC DETECT) opioid overdose indicator case definition: patients >11 years old, AND encounters with opioid-related primary or secondary impression AND documented administration of naloxone OR naloxone AND unresponsive keyterms in the narrative.

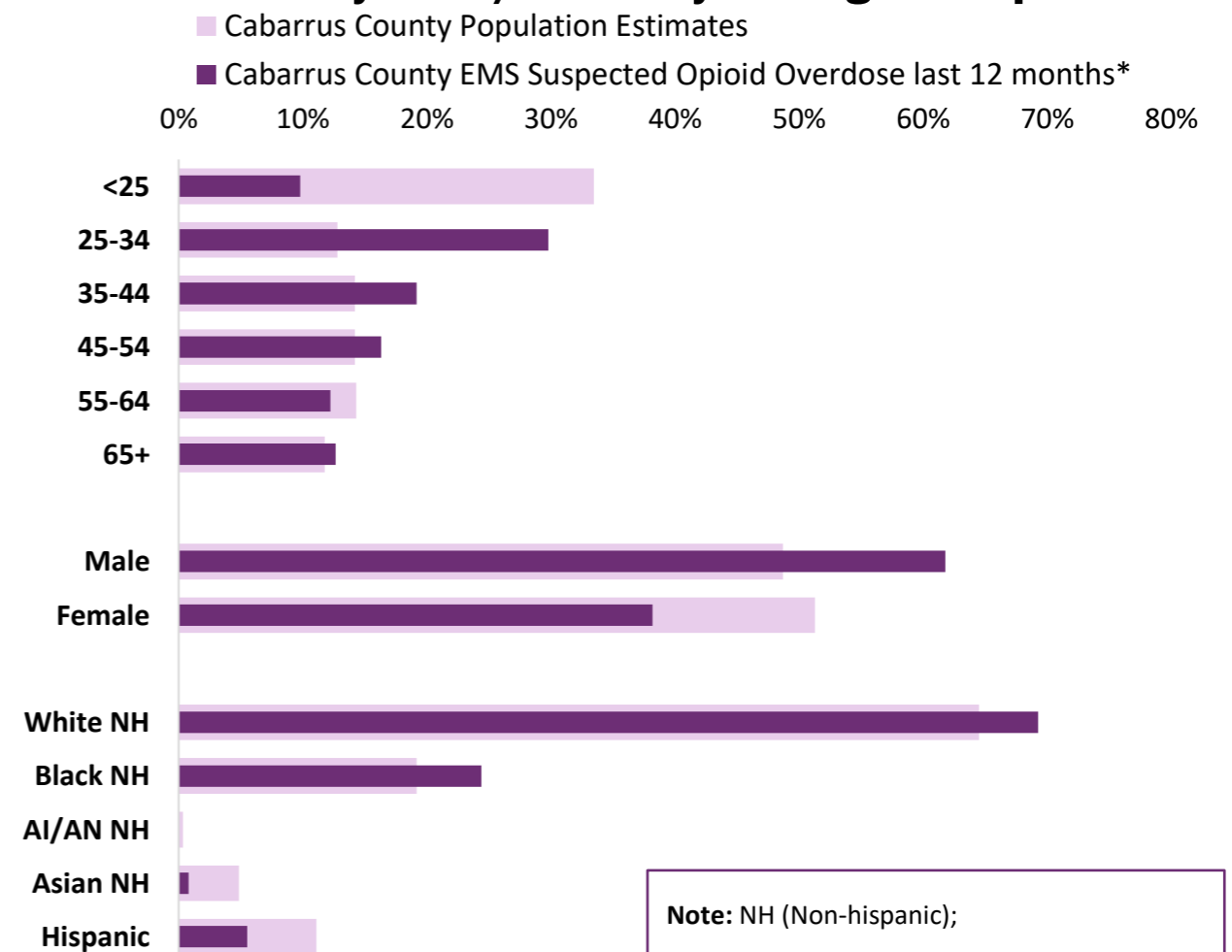
*Year to date (Jun 2023), 131 of the 134 suspected opioid overdose encounters in Cabarrus County received naloxone, and 124 (95%) had an improved response to naloxone.*

\*EMS data are provisional and should not be considered final. All "EMS Opioid OD" counts reflect *suspected* opioid overdose encounters, based on the 'Opioid Overdose' EMS Indicator developed by NC DETECT. Population Data-U.S. Census Bureau, <http://quickfacts.census.gov>. For training on NCDETECT, contact Amy Ising, [ising@ad.unc.edu](mailto:ising@ad.unc.edu).

## 134 EMS Suspected Opioid Overdose Encounters in Cabarrus County June 2023\* YTD

Compared to **129** Jan-Jun 2022\*

### EMS Suspected Opioid Overdose Encounters by Race/Ethnicity and Age Group<sup>Y</sup>



**Note:** NH (Non-hispanic);

<sup>Y</sup> Overdose percentages that exceed population estimates within a subgroup indicate a population that may be disproportionately impacted.