


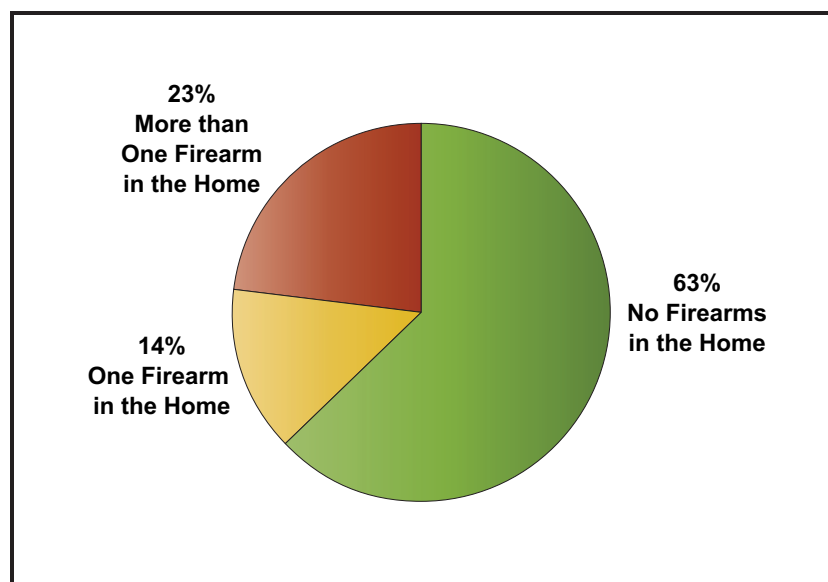
Firearms Kept in Homes with Children

North Carolina 2008*



November 2009

Percent of Households with Children that Report Owning One or More Firearms



- One third of households in North Carolina with a child between birth to 17 years report keeping a firearm in the home.
- The majority of firearm owners report owning more than one firearm (63%).
- Thirty-seven percent of firearm owners report owning only one firearm, 19 percent report owning two firearms, 26 percent report owning three to five firearms, and 18 percent report owning more than five firearms.

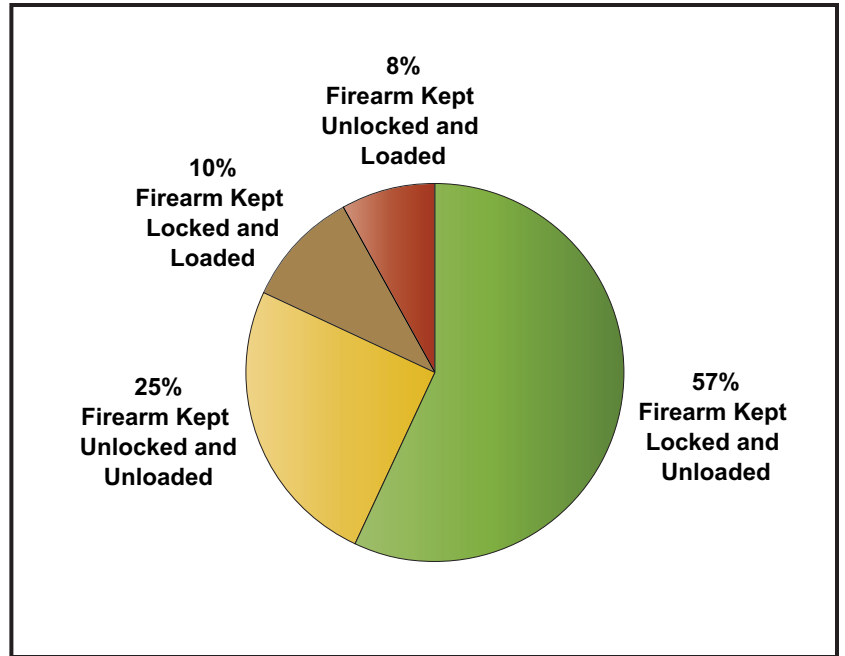
Firearm ownership in households with children varies by race/ethnicity, household annual income level, education level, and marital status.

- White non-Hispanics are more likely to report owning a firearm than are other race/ethnicity groups (50% vs. 17%). Among firearm owners, white non-Hispanics are also more likely than other race/ethnicity groups to report owning more than one firearm (66% vs. 48%).
- Firearm ownership increases with level of income. Forty-four percent of adults reporting an annual household income greater than \$25,000 report owning a firearm compared to only 18 percent of those with an annual household income less than \$25,000. Among firearm owners, higher-income households are also more likely than lower-income households to report owning more than one firearm (65% vs. 49%).
- Firearm ownership increases with level of education. Compared to adults with a high school education or less, adults with a college education are more likely to report owning a firearm (40% vs. 24%).
- Married couples are more likely to report owning a firearm than are other groups (44% married own a firearm vs. 16% widowed, divorced, separated, or never married). Among firearm owners, married couples are also more likely than other groups to report owning more than one firearm (65% vs. 48%).
- One-third of both males and females report owning a firearm. However, males who own a firearm are more likely than their female counterparts to report owning more than one firearm (72% vs. 61%).

* The North Carolina Child Health Assessment and Monitoring Program (NC CHAMP) is a surveillance system that collects information about the health characteristics of children from birth to age 17. This fact sheet includes data collected in 2008 on 2,885 parental surveys: 61 percent white non-Hispanic, 21 percent African American non-Hispanic, 12 percent Hispanic, and 6 percent other race/ethnicity. For further information about NC CHAMP, please visit www.schs.state.nc.us/SCHS/champ.

Percent of Households with Children that Report Owning a Firearm and Keep a Firearm Unlocked and/or Loaded

- Firearm owners were asked if any of the firearms in or around their home were ever kept unlocked or loaded. Unlocked is defined as not needing a key or combination to get the firearm or to fire it. A safety on the firearm is not counted as a lock.
- The majority of households with children that report owning a firearm keep the firearm locked and unloaded (57%).
- Twenty-five percent of households with children that report owning a firearm keep the firearm unlocked but unloaded.



- Ten percent of households with children that report owning a firearm keep their firearm loaded but locked.
- Eight percent of households with children that report owning a firearm keep the firearm both unlocked and loaded.

Firearm safety in households with children varies by number of firearms kept in the home, race/ethnicity and household income level.

- Households with more than one firearm are more likely to keep a firearm loaded than are households with only one firearm (22% vs. 10%).
- Households with only one firearm are more likely to keep a firearm unlocked than are households with more than one firearm (37% vs. 29%).
- White non-Hispanics are less likely to keep a firearm locked and unloaded than are other race/ethnicity groups (56% vs. 65%). Forty-six percent of white non-Hispanics report keeping a firearm unlocked and/or loaded, compared to 35 percent of other race/ethnicity firearm owners.
- Higher-income households are less likely than lower-income households to keep a firearm locked and unloaded (55% vs. 67%). Forty-five percent of households with an annual income greater than \$25,000 keep a firearm unlocked and/or loaded, compared to 33 percent of households with an annual income less than \$25,000.