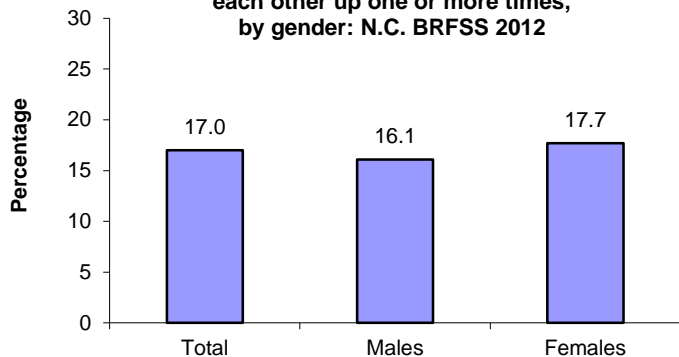


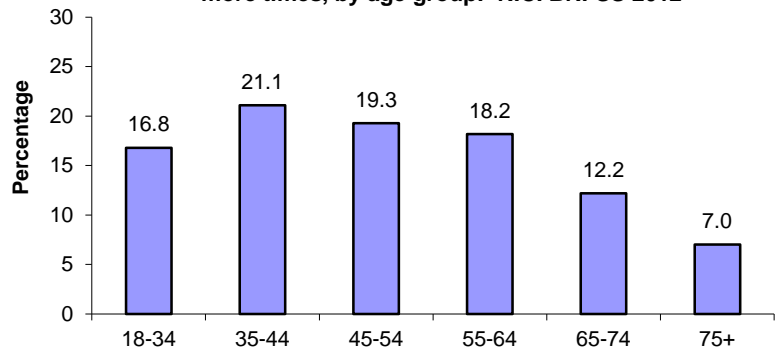
# SURVEILLANCE UPDATE

## Physical Assault in Home (Between Adults): 2012 N.C. Behavioral Risk Factor Surveillance System

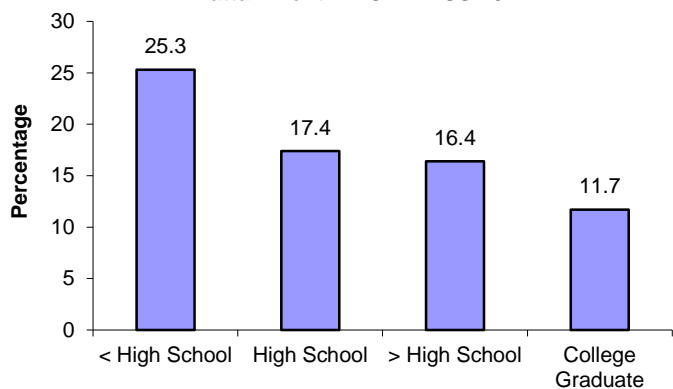
Percentage of people in N.C. who reported that during their childhood, their parents or other adults in the home slapped, hit, kicked, punched, or beat each other up one or more times, by gender: N.C. BRFSS 2012



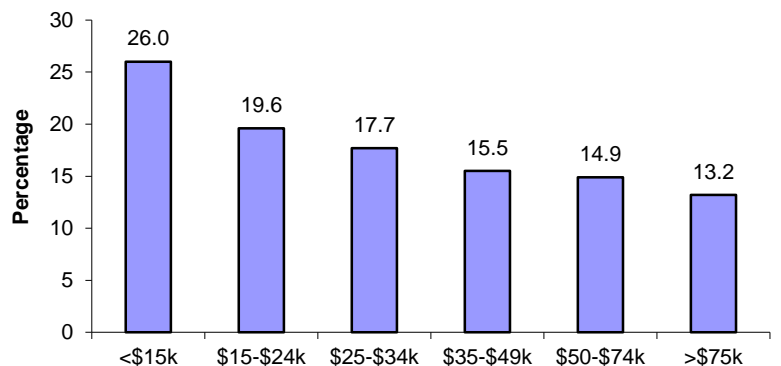
Percentage of people in N.C. who reported that during their childhood, their parents or other adults in the home slapped, hit, kicked, punched, or beat each other up one or more times, by age group: N.C. BRFSS 2012



Percentage of people in N.C. who reported that during their childhood, their parents or other adults in the home slapped, hit, kicked, punched, or beat each other up one or more times, by educational attainment: N.C. BRFSS 2012



Percentage of people in N.C. who reported that during their childhood, their parents or other adults in the home slapped, hit, kicked, punched, or beat each other up one or more times, by income: N.C. BRFSS 2012



The North Carolina Behavioral Risk Factor Surveillance System (N.C. BRFSS) provides a critical source of public health data for understanding the scope of injury-related problems and measuring progress toward overall statewide goals. The North Carolina BRFSS Survey is a random-digit-dialing telephone survey of non-institutionalized adults, ages 18 and older. Beginning in 2011, BRFSS methodology changed to add cell phone interviews and adopted an improved weighting method known as raking. Both changes allow for more accurate survey estimates. However, data from 2011 and beyond will not be comparable to data from years prior. In 2012, more than 10,500 respondents completed the survey by landline and 1,000 by cellphone. Every year a core set of injury-related questions are asked. In 2012, injury-related questions were asked on topics regarding falls, seatbelt use, traumatic brain injury, and sexual and physical violence. This surveillance update includes data collected in 2012 on 11,550 surveys. Results presented here are for adults who reported witnessing parents or adults in their home punch, kick, hit, slap, or beat each other up. Percentages are weighted to population characteristics. See the N.C. BRFSS website for more information, specific details on item responses, and data limitations: [www.schs.state.nc.us/SCHS/brfss](http://www.schs.state.nc.us/SCHS/brfss).