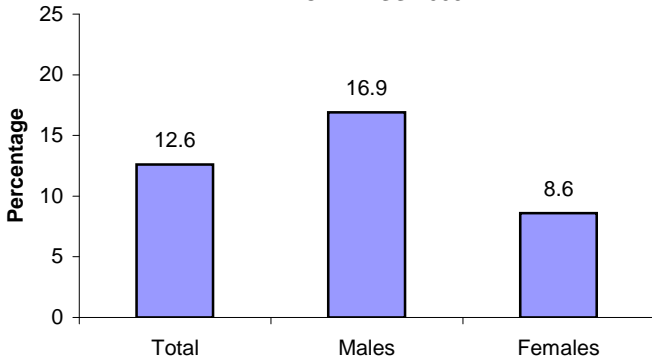


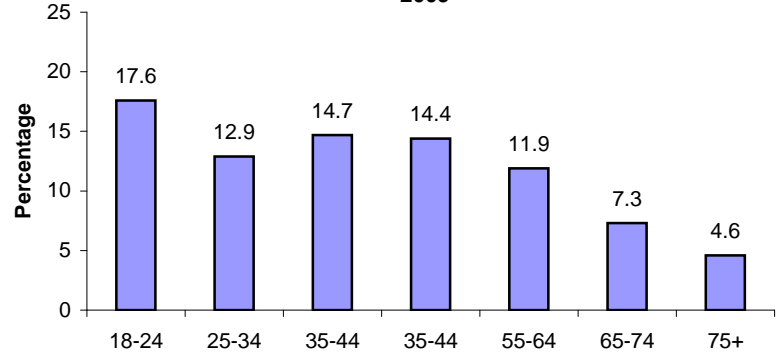
SURVEILLANCE UPDATE

Physical Assault by a Stranger: 2009 N.C. Behavioral Risk Factor Surveillance System

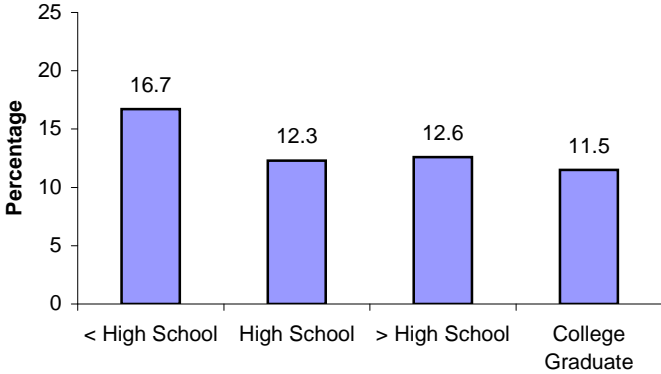
Percentage of people in N.C. who reported being pushed, hit, slapped, kicked by stranger, by gender: N.C. BRFSS 2009



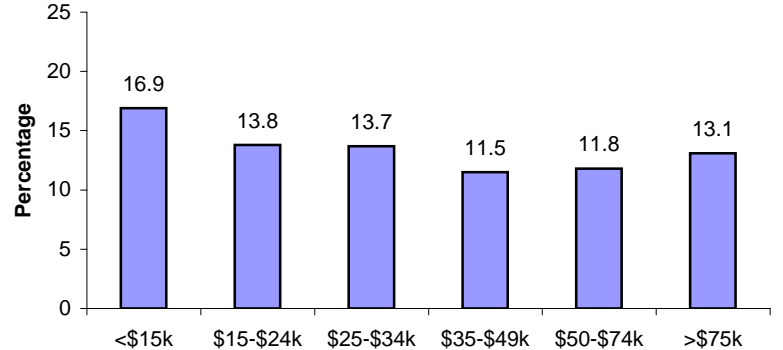
Percentage of people in N.C. who reported being pushed, hit, slapped, kicked by stranger, by age group: N.C. BRFSS 2009



Percentage of people in N.C. who reported being pushed, hit, slapped, kicked by stranger, by educational attainment: N.C. BRFSS 2009



Percentage of people in N.C. who reported being pushed, hit, slapped, kicked by stranger, by income: N.C. BRFSS 2009



Weighted to provide estimates representative of the adult non-institutionalized population; of NC residents who reported being pushed, hit, kicked, slapped or physically hurt by a stranger. Specific data on 95 percent confidence intervals is at the N.C. BRFSS website:
www.schs.state.nc.us/SCHS/brfss

The N.C. Behavioral Risk Factor Surveillance System (N.C. BRFSS) provides a critical source of public health data for understanding the scope of the injury-related problems and measuring progress toward overall statewide goals. N.C. BRFSS is a comprehensive telephone survey of adults ages 18 and older. The sample size for the 2009 N.C. BRFSS was more than 13,000. Every year a core set of injury-related questions are asked. In 2009, three injury-related questions were asked on topics regarding general injuries, traumatic brain injury, and sexual and physical violence. The sampling scheme has been designed to produce estimates for local levels (22 counties and 13 regions) and for special populations such as Native Americans and Spanish-speaking and English-speaking Hispanics. See the N.C. BRFSS website for more information, specific details on item responses, and data limitations: www.schs.state.nc.us/SCHS/brfss.