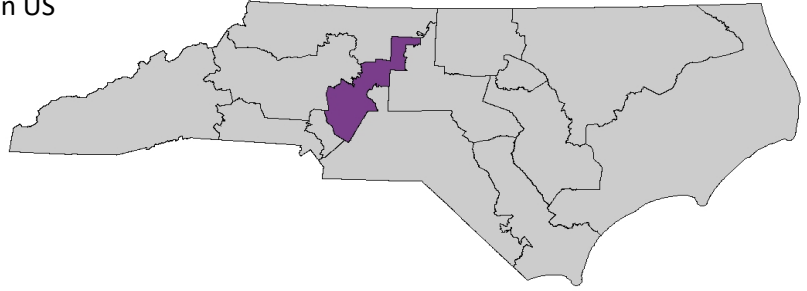


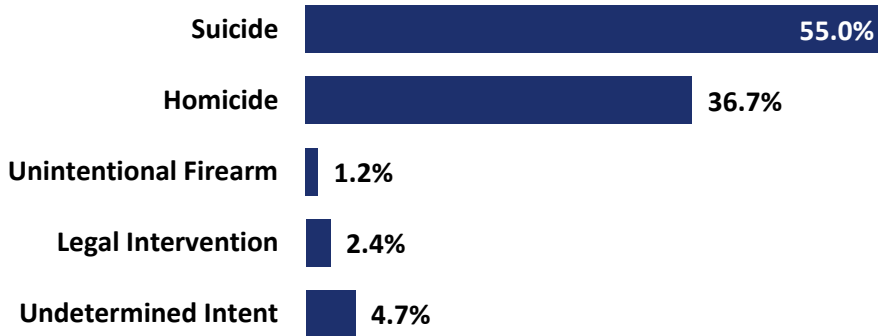
NC Violent Death Reporting System

VIOLENT DEATH IN NORTH CAROLINA: US CONGRESSIONAL DISTRICT 8, 2021

- An estimated 747,139 North Carolina residents reside in US Congressional District 8.
- In 2021, there were 169 violent deaths from injuries sustained by individuals living in US Congressional District 8.
- The majority of decedents were residents of Rowan (27.2%), Davidson (24.3%), and Union (18.9%) counties.



Manner of Death: US Congressional District 8, NC*

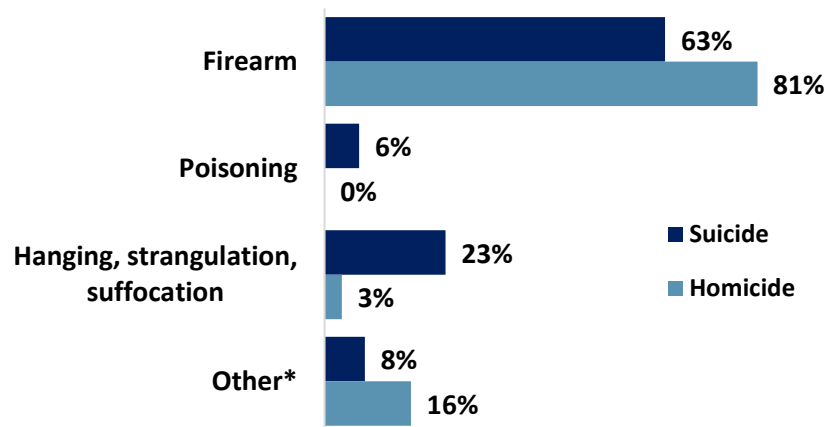


- There were 93 suicides (55.0%), 62 homicides (36.7%), two unintentional firearm deaths (1.2%), four deaths from legal intervention (2.4%) and 8 deaths of undetermined intent (4.7%).

*Based on the residential address of the victim

Firearms were involved in 70.3% of all homicide and suicide deaths

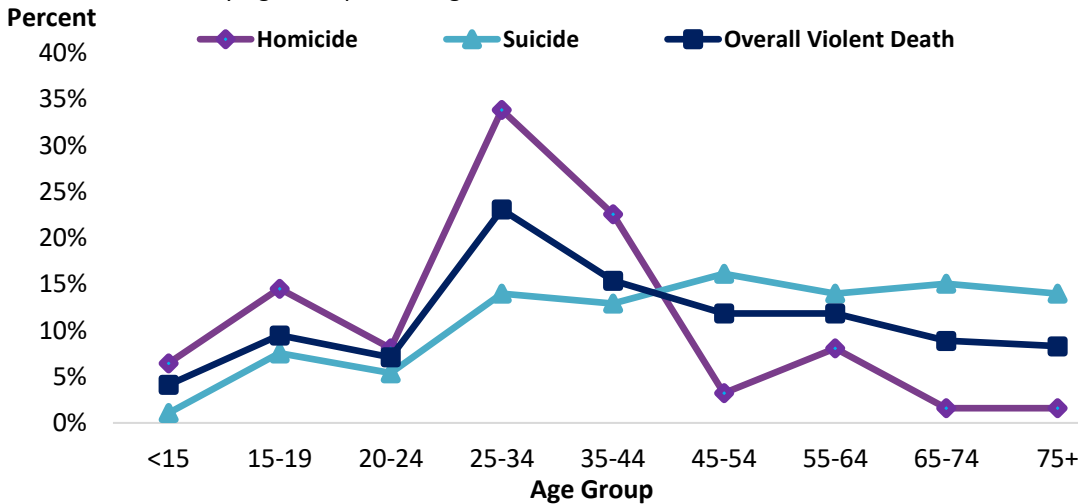
Method of Death: US Congressional District 8, NC*



*Other includes falls, motor vehicle, sharp instrument, fire/burns, unknown and other

- Firearms were involved in 63.4% of suicides and 80.7% of homicides.
- Among homicides caused by firearms, 68% were caused by handguns, 8% were caused by shotguns, and 8% were caused by rifles.
- Among suicides caused by firearms, 76.3% were caused by handguns, 17% were caused by shotguns, and 6.8% were caused by rifles.
- The second leading method of death for suicide was hanging, strangulation, or suffocation (22.6%).

Manner of Death by Age Group: US Congressional District 8, NC*



- Suicides and homicides displayed different age patterns.
- Percentage of total homicides peaked among those 25-34 with 33.9% of total homicides, where percent of total suicides peaked among those 45-54 with 16.1% of total suicides.
- Percentage of overall violent deaths peaked among those 25-34 at 23.1% of total violent deaths.

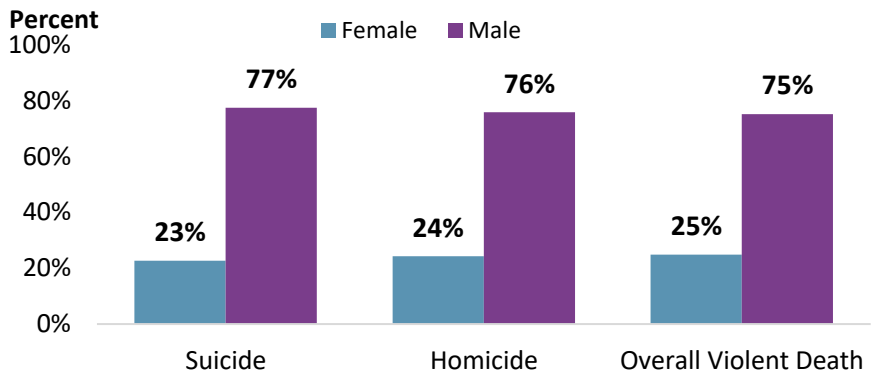
*Age group percents are taken of total homicide, total suicide and total overall violent deaths

- The majority of suicide and homicide victims were male. There were 72 male suicide victims and 47 male homicide victims, which accounted for 77.4% and 75.8% of victims respectively.

- There were 21 female suicide victims and 15 female homicide victims, which accounted for 22.6% and 24.2% of victims respectively.

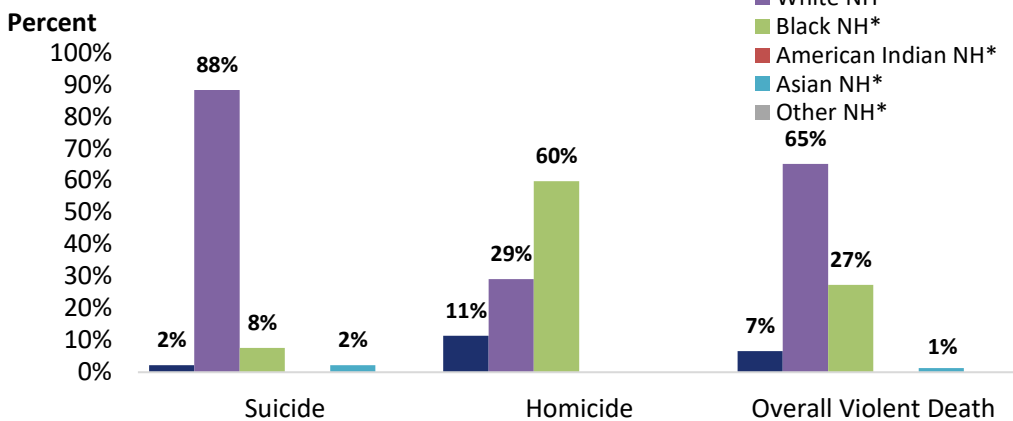
Males consistently have higher proportions of violent deaths than females

Manner of Death by Sex: US Congressional District 8, NC*



Uneven distributions are seen among race and manner of death

Manner of Death by Race: US Congressional District 8, NC*




- Patterns of suicide and homicide differed by race. 88.2% of suicide victims were Non-Hispanic (NH) whites while only 7.5% were NH black.

- In contrast, 59.7% of homicide victims were NH blacks, and 29.0% were NH whites.

- Overall, there were 11 (6.5%) Hispanic, 110 (65.1%) NH white, 46 (27.2%) NH black, 0 (0.0%) NH American Indian, and 2 (1.2%) NH Asian victims.

*Non-Hispanic

The North Carolina Violent Death Reporting System is supported by Cooperative Agreement 5NU17/CE002613-05-00 from the Centers for Disease Control and Prevention (CDC).



NC DEPARTMENT OF HEALTH AND HUMAN SERVICES
Division of Public Health
Injury and Violence Prevention Branch



NC Division of Public Health / www.publichealth.nc.gov / Injury Epidemiology & Surveillance Unit/ 919-707-5425
NC Violent Death Reporting System / 919-707-5432
State of North Carolina / Department of Health and Human Services / www.ncdhhs.gov
NCDHHS is an equal opportunity employer and provider. 2021 FINAL DATA 8/14/2023
Please see the NC-VDRS 2021 Annual Report for additional data and technical information.