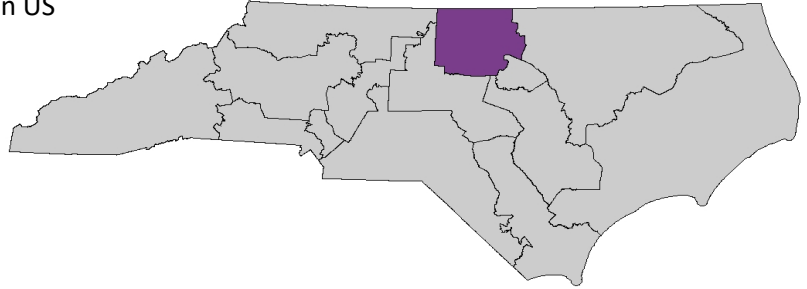


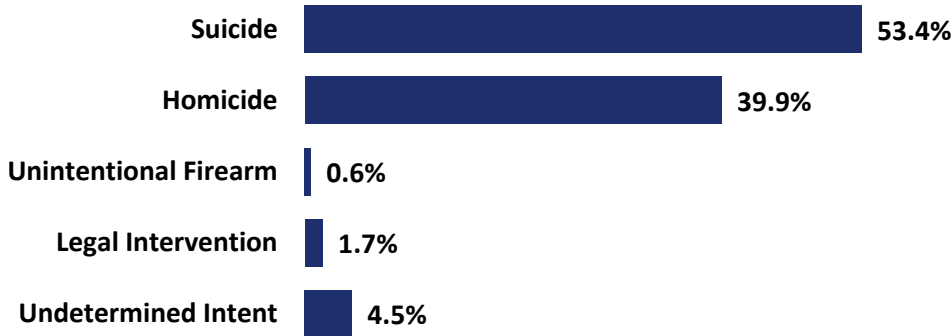
NC Violent Death Reporting System

VIOLENT DEATH IN NORTH CAROLINA: US CONGRESSIONAL DISTRICT 4, 2021

- An estimated 747,139 North Carolina residents reside in US Congressional District 4.
- In 2021, there were 178 violent deaths from injuries sustained by individuals living in US Congressional District 4.
- The majority of decedents were residents of Durham (46.1%), Alamance (21.4%), and Orange (14.6%) counties.



Manner of Death: US Congressional District 4, NC*

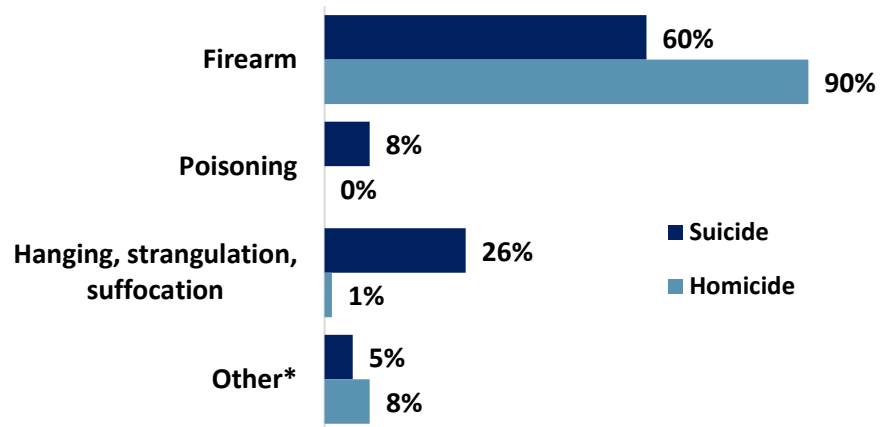


- There were 95 suicides (53.4%), 71 homicides (39.9%), one unintentional firearm deaths (0.6%), three deaths from legal intervention (1.7%) and 8 deaths of undetermined intent (4.5%).

*Based on the residential address of the victim

Firearms were involved in 72.9% of all homicide and suicide deaths

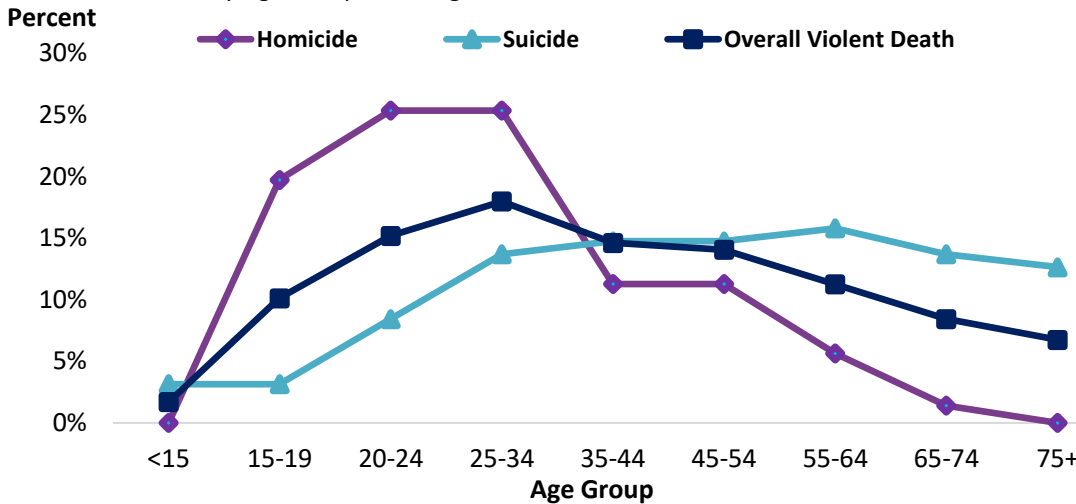
Method of Death: US Congressional District 4, NC*



*Other includes falls, motor vehicle, sharp instrument, fire/burns, unknown and other

- Firearms were involved in 60% of suicides and 90.1% of homicides.
- Among homicides caused by firearms, 75% were caused by handguns, 3.1% were caused by shotguns, and 15.6% were caused by rifles.
- Among suicides caused by firearms, 77.2% were caused by handguns, 17.5% were caused by shotguns, and 5.3% were caused by rifles.
- The second leading method of death for suicide was hanging, stragulation, or suffocation (26.3%).

Manner of Death by Age Group: US Congressional District 4, NC*



- Suicides and homicides displayed different age patterns.
- Percentage of total homicides peaked among those 20-24 with 25.4% of total homicides, where percent of total suicides peaked among those 55-64 with 15.8% of total suicides.
- Percentage of overall violent deaths peaked among those 25-34 at 18.0% of total violent deaths.

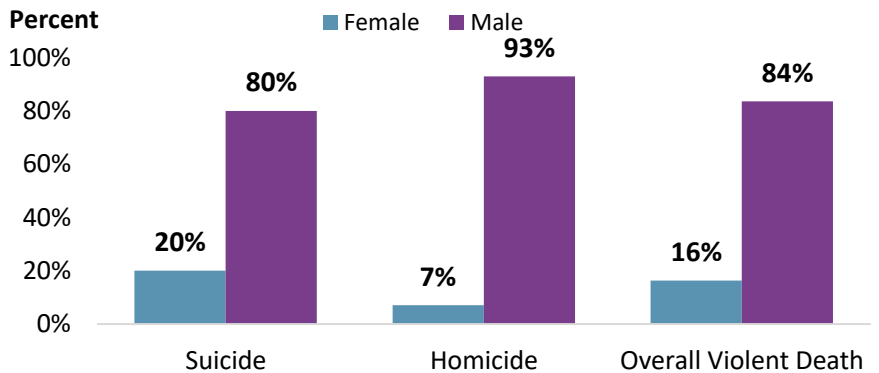
*Age group percents are taken of total homicide, total suicide and total overall violent deaths

• The majority of suicide and homicide victims were male. There were 76 male suicide victims and 66 male homicide victims, which accounted for 80.0% and 93.0% of victims respectively.

• There were 19 female suicide victims and 5 female homicide victims, which accounted for 20.0% and 7.0% of victims respectively.

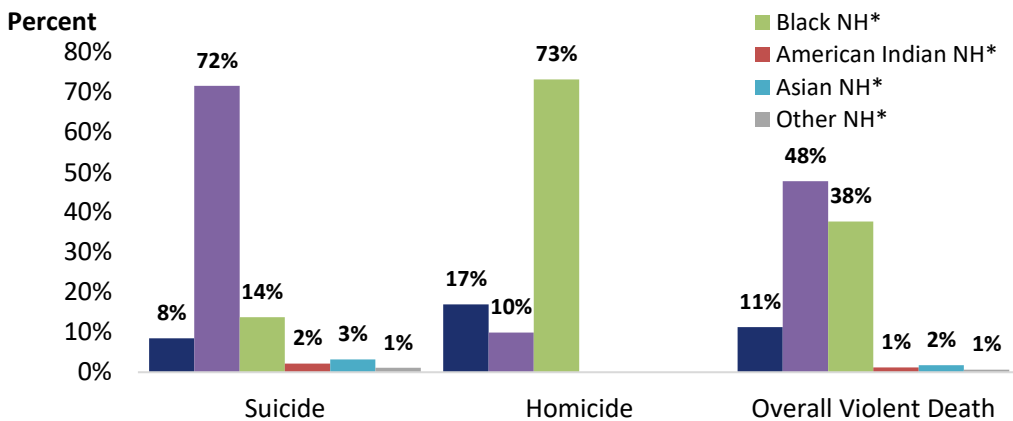
Males consistently have higher proportions of violent deaths than females

Manner of Death by Sex: US Congressional District 4, NC*



Uneven distributions are seen among race and manner of death

Manner of Death by Race: US Congressional District 4, NC*



- Patterns of suicide and homicide differed by race. 71.6% of suicide victims were Non-Hispanic (NH) whites while only 13.7% were NH black.
- In contrast, 73.2% of homicide victims were NH blacks, and 9.9% were NH whites.
- Overall, there were 20 (11.2%) Hispanic, 85 (47.8%) NH white, 67 (37.6%) NH black, 2 (1.1%) NH American Indian, and 3 (1.7%) NH Asian victims.

*Non-Hispanic

The North Carolina Violent Death Reporting System is supported by Cooperative Agreement 5NU17/CE002613-05-00 from the Centers for Disease Control and Prevention (CDC).



NC DEPARTMENT OF HEALTH AND HUMAN SERVICES
Division of Public Health
Injury and Violence Prevention Branch



NC Division of Public Health / www.publichealth.nc.gov / Injury Epidemiology & Surveillance Unit/ 919-707-5425
NC Violent Death Reporting System / 919-707-5432
State of North Carolina / Department of Health and Human Services / www.ncdhhs.gov
NCDHHS is an equal opportunity employer and provider. 2021 FINAL DATA 8/14/2023
Please see the NC-VDRS 2021 Annual Report for additional data and technical information.