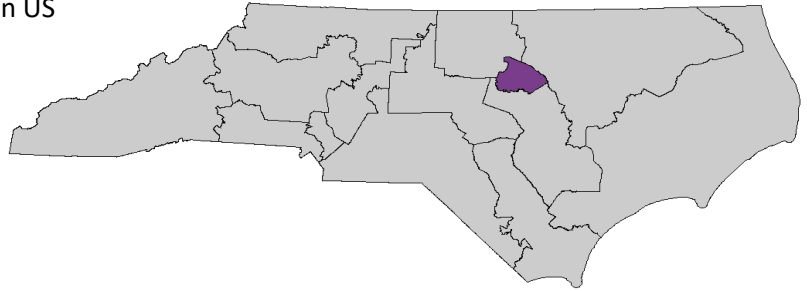


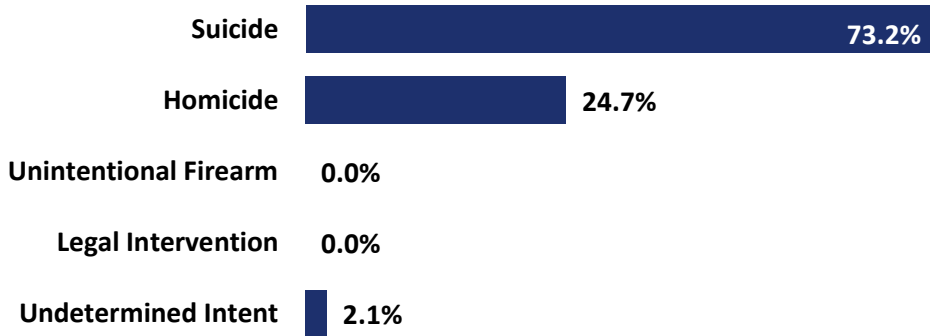
NC Violent Death Reporting System

VIOLENT DEATH IN NORTH CAROLINA: US CONGRESSIONAL DISTRICT 2, 2021

- An estimated 747,139 North Carolina residents reside in US Congressional District 2.
- In 2021, there were 97 violent deaths from injuries sustained by individuals living in US Congressional District 2.
- The majority of decedents were residents of Wake (99%) and Durham (1%) counties.



Manner of Death: US Congressional District 2, NC*

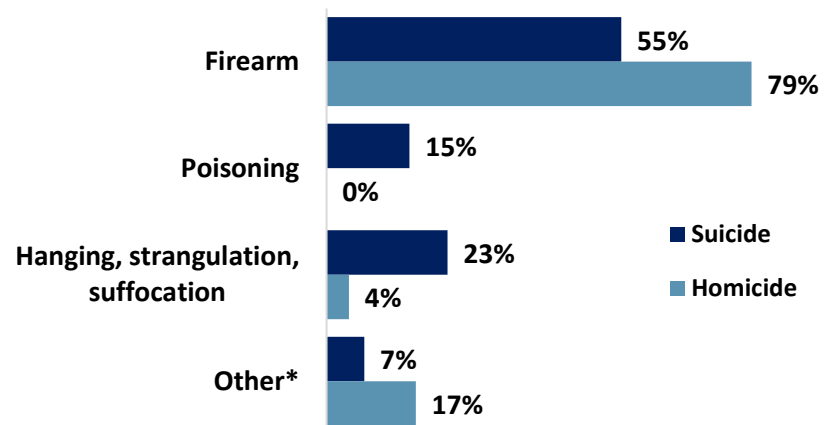


- There were 71 suicides (73.2%), 24 homicides (24.7%), zero unintentional firearm deaths (0.0%), zero deaths from legal intervention (0.0%) and 2 deaths of undetermined intent (2.1%).

*Based on the residential address of the victim

Firearms were involved in 61.1% of all homicide and suicide deaths

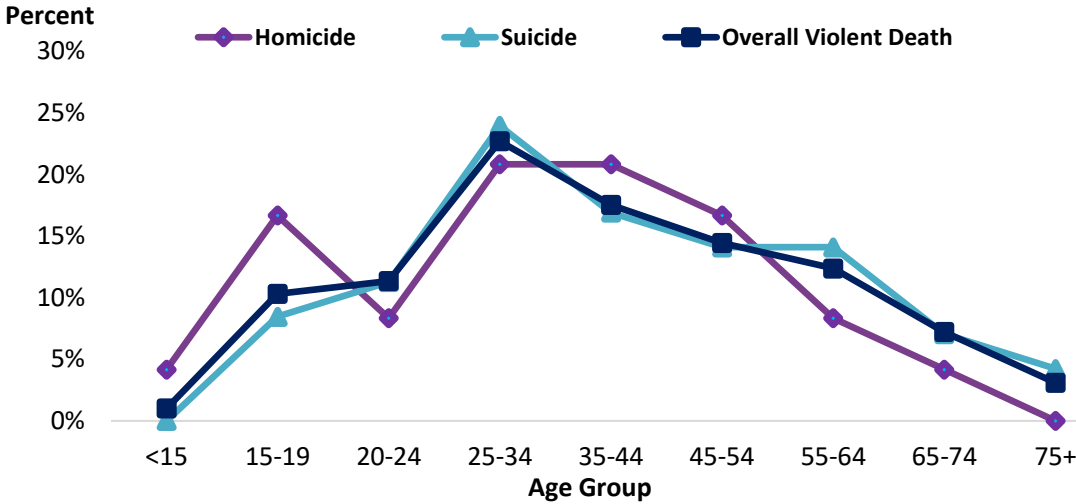
Method of Death: US Congressional District 2, NC*



*Other includes falls, motor vehicle, sharp instrument, fire/burns, unknown and other

- Firearms were involved in 54.9% of suicides and 79.2% of homicides.
- Among homicides caused by firearms, 89.5% were caused by handguns, 0% were caused by shotguns, and 5.3% were caused by rifles.
- Among suicides caused by firearms, 79.5% were caused by handguns, 12.8% were caused by shotguns, and 7.7% were caused by rifles.
- The second leading method of death for suicide was hanging, stragulation, or suffocation (22.5%).

Manner of Death by Age Group: US Congressional District 2, NC*



- Suicides and homicides displayed different age patterns.

- However, both homicides and suicides peaked among those 25-34 with 20.8% of total homicides and 23.9% total suicides.

- Percentage of overall violent deaths peaked among those 25-34 at 22.7% of total violent deaths.

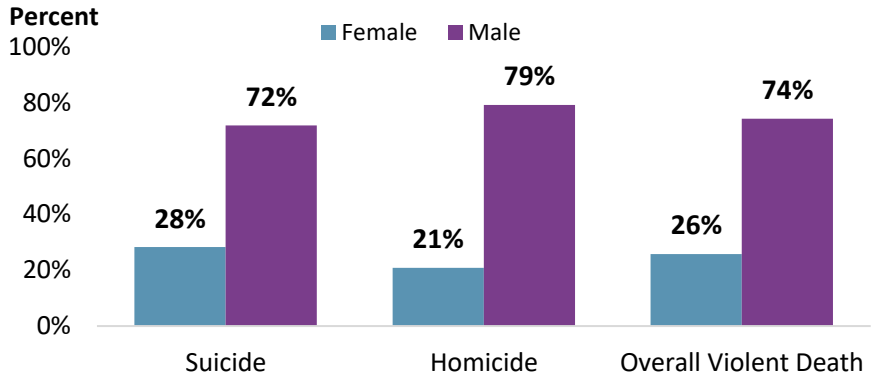
*Age group percents are taken of total homicide, total suicide and total overall violent deaths

- The majority of suicide and homicide victims were male. There were 51 male suicide victims and 19 male homicide victims, which accounted for 71.8% and 79.2% of victims respectively.

- There were 20 female suicide victims and 5 female homicide victims, which accounted for 28.2% and 20.8% of victims respectively.

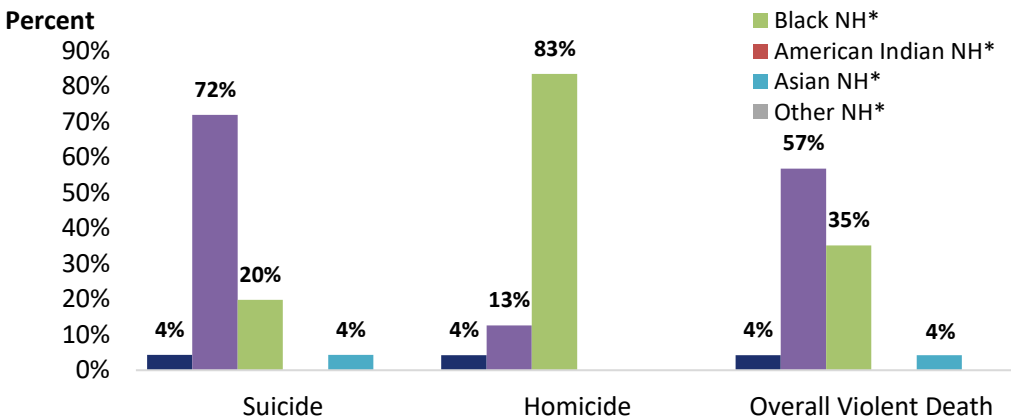
Males consistently have higher proportions of violent deaths than females

Manner of Death by Sex: US Congressional District 2, NC*



Uneven distributions are seen among race and manner of death

Manner of Death by Race: US Congressional District 2, NC*




- Patterns of suicide and homicide differed by race. 71.8% of suicide victims were Non-Hispanic (NH) whites while only 19.7% were NH black.

- In contrast, 83.3% of homicide victims were NH blacks, and 12.5% were NH whites.

- Overall, there were 4 (4.1%) Hispanic, 55 (56.7%) NH white, 34 (35.1%) NH black, 0 (0.0%) NH American Indian, and 4 (4.1%) NH Asian victims.

*Non-Hispanic

The North Carolina Violent Death Reporting System is supported by Cooperative Agreement 5NU17/CE002613-05-00 from the Centers for Disease Control and Prevention (CDC).



NC DEPARTMENT OF HEALTH AND HUMAN SERVICES
Division of Public Health
Injury and Violence Prevention Branch



NC Division of Public Health / www.publichealth.nc.gov / Injury Epidemiology & Surveillance Unit/ 919-707-5425
NC Violent Death Reporting System / 919-707-5432
State of North Carolina / Department of Health and Human Services / www.ncdhhs.gov
NCDHHS is an equal opportunity employer and provider. 2021 FINAL DATA 8/14/2023
Please see the NC-VDRS 2021 Annual Report for additional data and technical information.