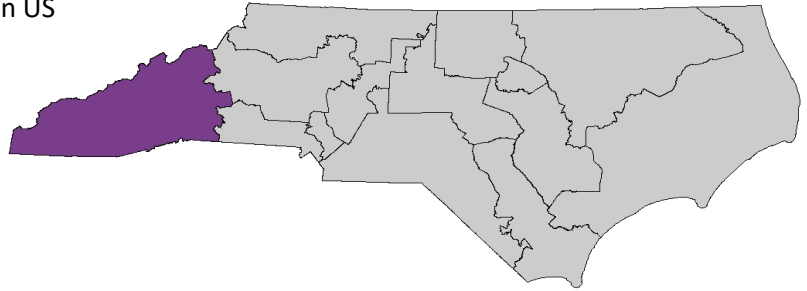


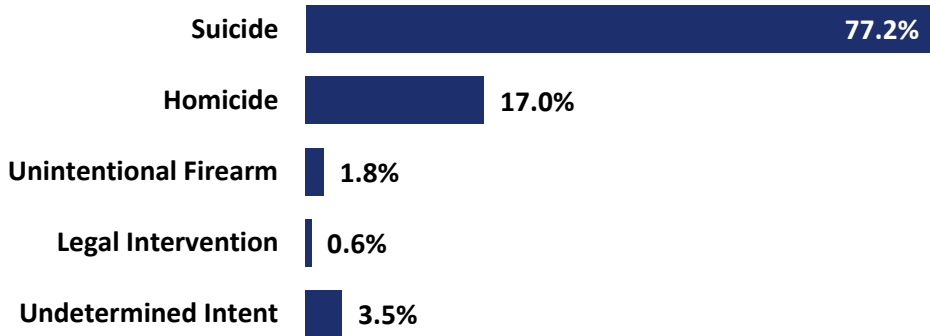
NC Violent Death Reporting System

VIOLENT DEATH IN NORTH CAROLINA: US CONGRESSIONAL DISTRICT 11, 2021

- An estimated 747,139 North Carolina residents reside in US Congressional District 11.
- In 2021, there were 171 violent deaths from injuries sustained by individuals living in US Congressional District 11.
- The majority of decedents were residents of Buncombe (31%), Henderson (15.2%), and Macon (11.1%) counties.



Manner of Death: US Congressional District 11, NC*

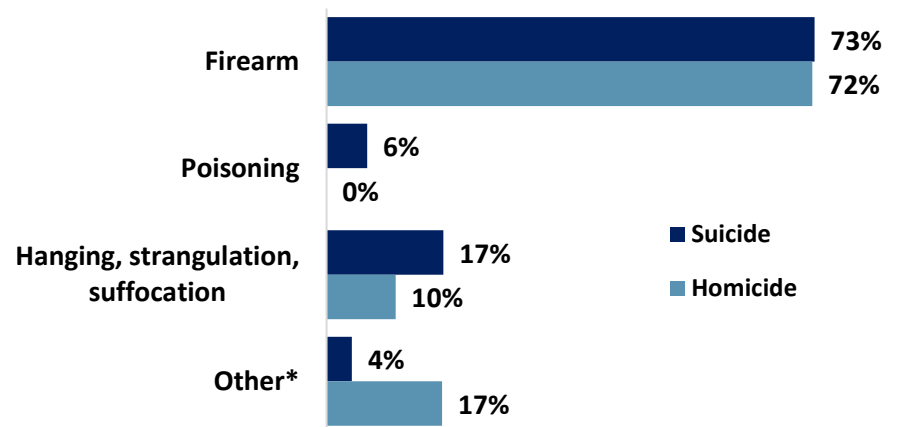


- There were 132 suicides (77.2%), 29 homicides (17.0%), three unintentional firearm deaths (1.8%), one death from legal intervention (0.6%) and 6 deaths of undetermined intent (3.5%).

*Based on the residential address of the victim

Firearms were involved in 72.7% of all homicide and suicide deaths

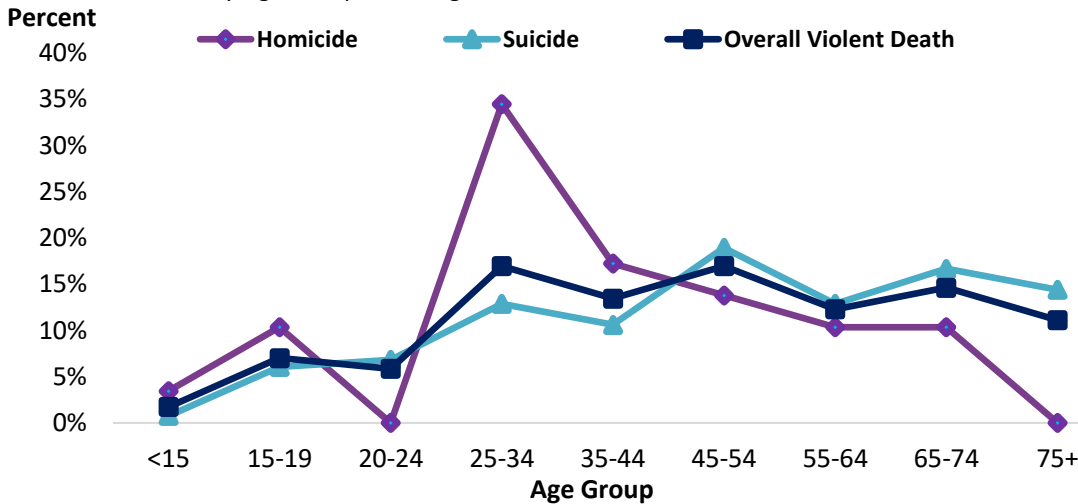
Method of Death: US Congressional District 11, NC*



*Other includes falls, motor vehicle, sharp instrument, fire/burns, unknown and other

- Firearms were involved in 72.7% of suicides and 72.4% of homicides.
- Among homicides caused by firearms, 76.2% were caused by handguns, 4.8% were caused by shotguns, and 19.1% were caused by rifles.
- Among suicides caused by firearms, 78.1% were caused by handguns, 9.4% were caused by shotguns, and 12.5% were caused by rifles.
- The second leading method of death for suicide was hanging, strangulation, or suffocation (17.4%).

Manner of Death by Age Group: US Congressional District 11, NC*



- Suicides and homicides displayed different age patterns.
- Percentage of total homicides peaked among those 25-34 with 34.5% of total homicides, where percent of total suicides peaked among those 45-54 with 18.9% of total suicides.
- Percentage of overall violent deaths peaked among those 25-34 at 17.0% of total violent deaths.

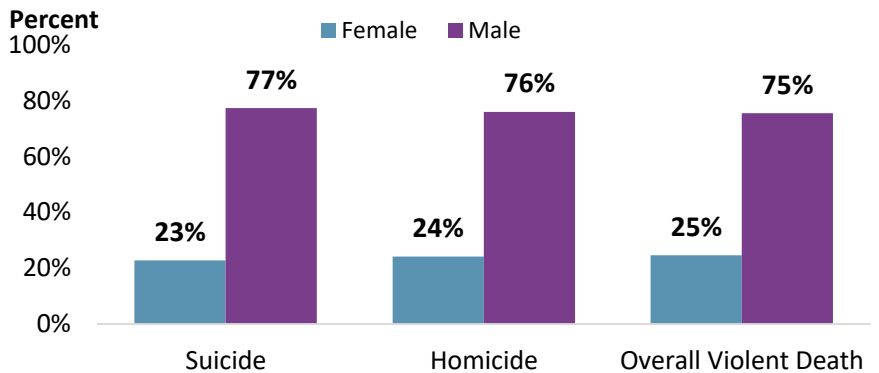
*Age group percents are taken of total homicide, total suicide and total overall violent deaths

- The majority of suicide and homicide victims were male. There were 102 male suicide victims and 22 male homicide victims, which accounted for 77.3% and 75.9% of victims respectively.

- There were 30 female suicide victims and 7 female homicide victims, which accounted for 22.7% and 24.1% of victims respectively.

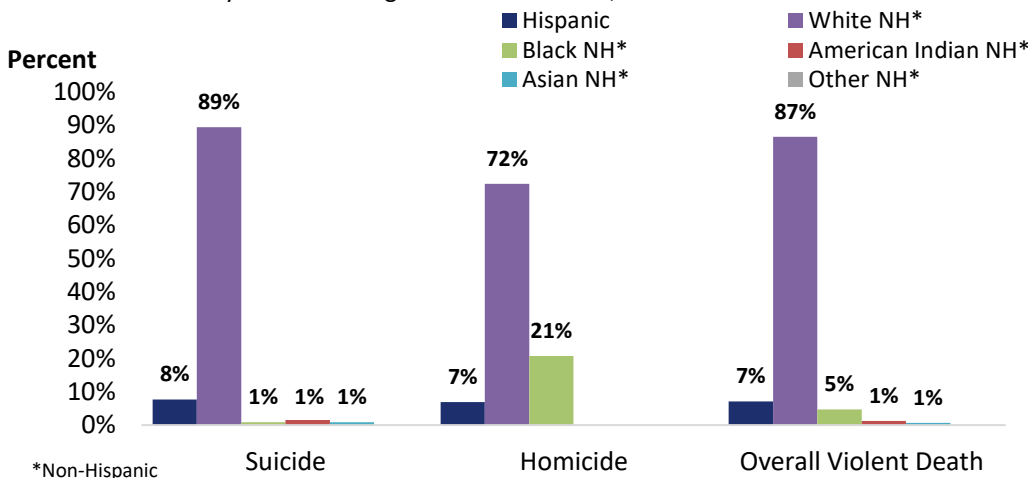
Males consistently have higher proportions of violent deaths than females

Manner of Death by Sex: US Congressional District 11, NC*



Uneven distributions are seen among race and manner of death

Manner of Death by Race: US Congressional District 11, NC*




- Patterns of suicide and homicide differed by race. 89.4% of suicide victims were Non-Hispanic (NH) whites while only 0.8% were NH black.

- In contrast, 20.7% of homicide victims were NH blacks, and 72.4% were NH whites.

- Overall, there were 12 (7.0%) Hispanic, 148 (86.6%) NH white, 8 (4.7%) NH black, 2 (1.2%) NH American Indian, and 1 (0.6%) NH Asian victims.

The North Carolina Violent Death Reporting System is supported by Cooperative Agreement 5NU17/CE002613-05-00 from the Centers for Disease Control and Prevention (CDC).



NC DEPARTMENT OF HEALTH AND HUMAN SERVICES
Division of Public Health
Injury and Violence Prevention Branch



NC Division of Public Health / www.publichealth.nc.gov / Injury Epidemiology & Surveillance Unit/ 919-707-5425
NC Violent Death Reporting System / 919-707-5432
State of North Carolina / Department of Health and Human Services / www.ncdhhs.gov
NCDHHS is an equal opportunity employer and provider. 2021 FINAL DATA 8/14/2023

Please see the NC-VDRS 2021 Annual Report for additional data and technical information.